



## Flatix 14

### Description:

Introducing the Square Slim Flat Panel Light, a versatile lighting solution for commercial spaces. Available in 1X4 sizes, it seamlessly integrates with T-bar ceiling tiles and offers a surface mount kit for various ceiling structures. With 3 watts tunable and CCT changeable features, it caters to different applications, providing customizable lighting. Easy installation adds to its appeal, making it an efficient choice for modern commercial environments. Elevate your space with the Square Slim Flat Panel Light – a stylish, adaptable, and energy-efficient lighting solution.



### Model : Flatix 14

#### Optical:

Lumen Output:	125 LM/W
Lumens:	3125-3750-4375LM
LED Type:	SMD 2835
CRI:	≥80

#### Electrical:

Rated Power:	25W / 30W /35W
CCT Tunable Series:	3500K /4000K / 5000K
Input voltage:	120-347V
Power factor:	>0.9

#### Life:

Lifespan:	50,000h
Warranty:	2 Years

#### General:

Dimmable:	0-10V
IP:	IP40
Operating temperature:	-20°C to+50°C
Finish color Availability:	White
Certification:	ETL, FCC, DLC



Model	Size(inch)	Input Voltage	Watts(W)	CCT(K)	Lpw(Lm/w)	Lumens(Lm)
Flatix 14	12*48	AC120-277V or AC120-347V	25	3500	125	3125
			30	4000	125	3750
			35	5000	125	4375



## Flatix 14

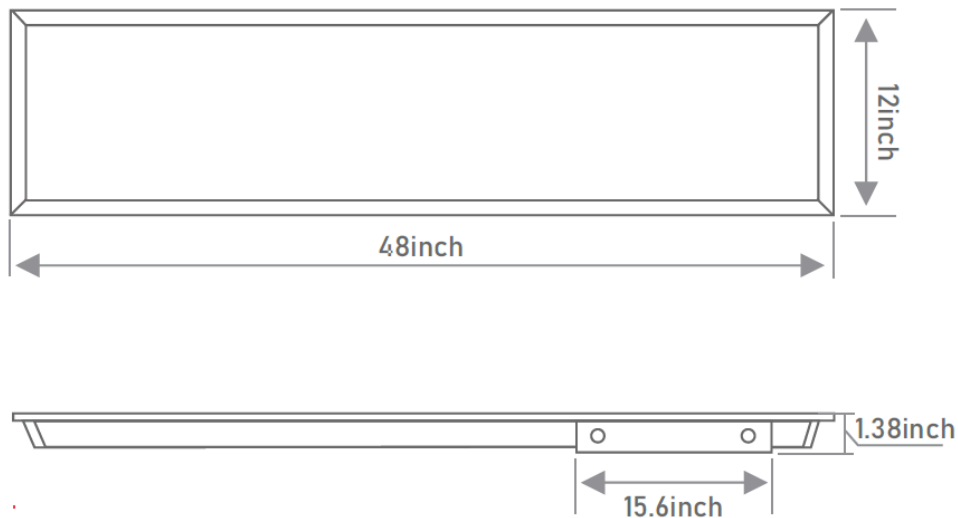
### Power& CCT Tunable Series



#### Power Tunable



#### CCT Tunable

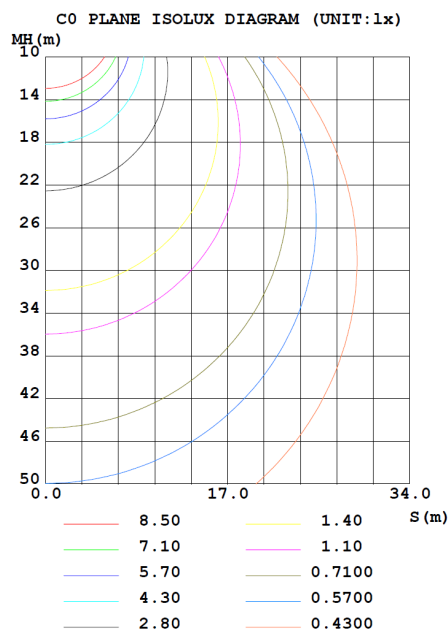
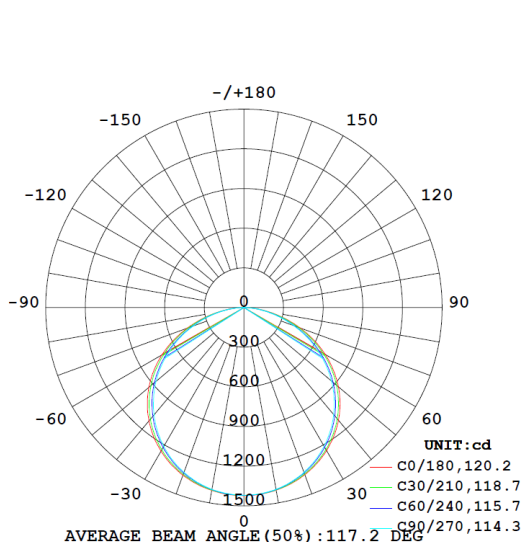




## Flatix 14

### PHOTOMETRIC

LUMINOUS INTENSITY DISTRIBUTION DIAGRAM



### ACCESSORIES (Optional)



### PROUDUCT ADVANTAGES

