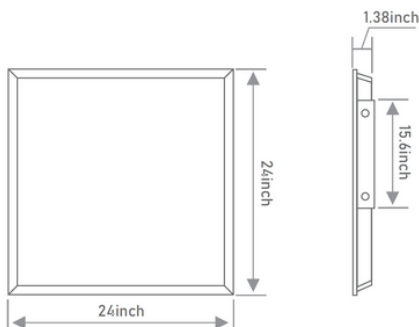




## Flatix 22

### Description:

Introducing the Square Slim Flat Panel Light, a versatile lighting solution for commercial spaces. Available in 1X4, 2X2, and 2X4 sizes, it seamlessly integrates with T-bar ceiling tiles and offers a surface mount kit for various ceiling structures. With 3 watts tunable and CCT changeable features, it caters to different applications, providing customizable lighting. Easy installation adds to its appeal, making it an efficient choice for modern commercial environments. Elevate your space with the Square Slim Flat Panel Light – a stylish, adaptable, and energy-efficient lighting solution.



**Model** PLLS35511223CJL

#### Optical:

Lumen out put :	125LM/W
Lumens:	3125-4375LM
LED Type:	SMD 2835
CRI:	≥80

#### Electrical:

Rated Power:	25 W / 30W / 35 W
CCT Tunable Series:	3500K /4000K / 5000K
Input voltage:	120-347
Power factor:	>0.9

#### Life:

Lumen maintenance:	50,000 hrs
Warranty:	2 Years

#### General:

Dimmable:	0-10V
IP:	IP40
Operating temperature:	-20°C to 50°C
Finish color Availability:	White
Certification:	ETL, FCC, DLC

Model No.	Size (inch)	Input Voltage	Watts (W)	CCT (K)	Lpw (Lm/w)	Lumens(Lm)
PLB-XXW22-28CDD[L,M]-01	24*24	AC120-277V	25	3500	125	3125
		or	30	4000	125	3750
		AC120-347V	35	5000	125	4375

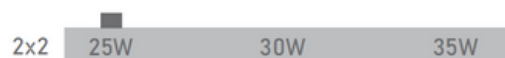


## Flatix 22

### Power& CCT Tunable Series



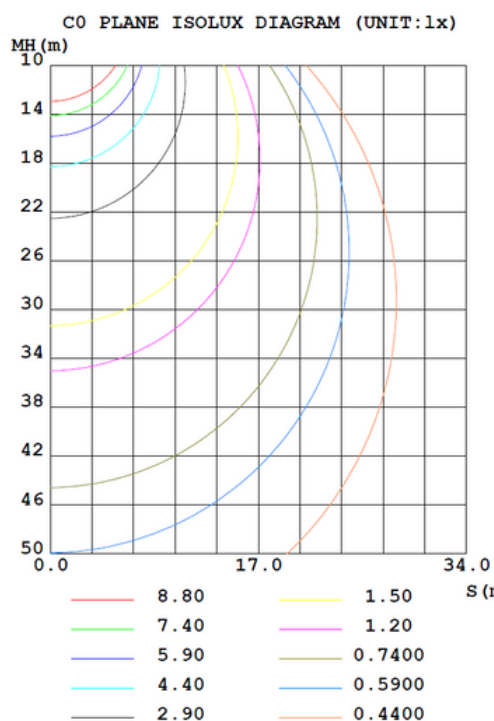
#### Power Tunable



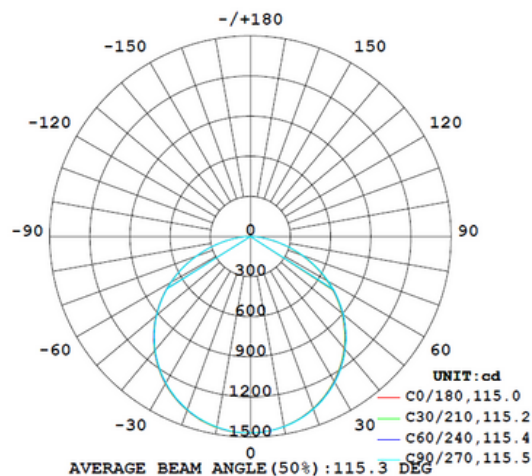
#### CCT Tunable



### PHOTOMETRIC



#### LUMINOUS INTENSITY DISTRIBUTION DIAGRAM



### ACCESSORIES (Optional)



### PROUDUCT ADVANTAGES

