



4" LED Flat Square Downlight

Description:

This square Gimbal Downlight is a 12 watt 4" lighting fixture for recess retrofit application. It is a high performance, easy to install residential grade downlight solution that offers good light output, energy efficiency and stream lined design, Suitable for damp locations



Model: DNLGS1211045CCWHLB

Optical:

CCT:	5CCT Tunable 27K - 30K - 35K - 40K - 50K
Lumen out put:	1020LM
Lumen Efficacy:	85LM/W
LED Type:	COB
CRI:	≥90

Electrical:

Rated Power:	12W
Input voltage:	AC 120V
Beam angle:	15° 24° 38° 60°

Life:

Lumen maintenance:	50,000 Hours
Warranty:	2 Years

General:

Dimmable Solution:	Triac / 0-10V
IP:	IP44
Material:	Die Casting ADC12
Finish color Availability:	Matt White + Lens
Certification:	ETL, Energy Star, FCC
Type:	IC



DAMP
LOCATION



IC
RATED

SSS
AIRTIGHT


DIMMABLE

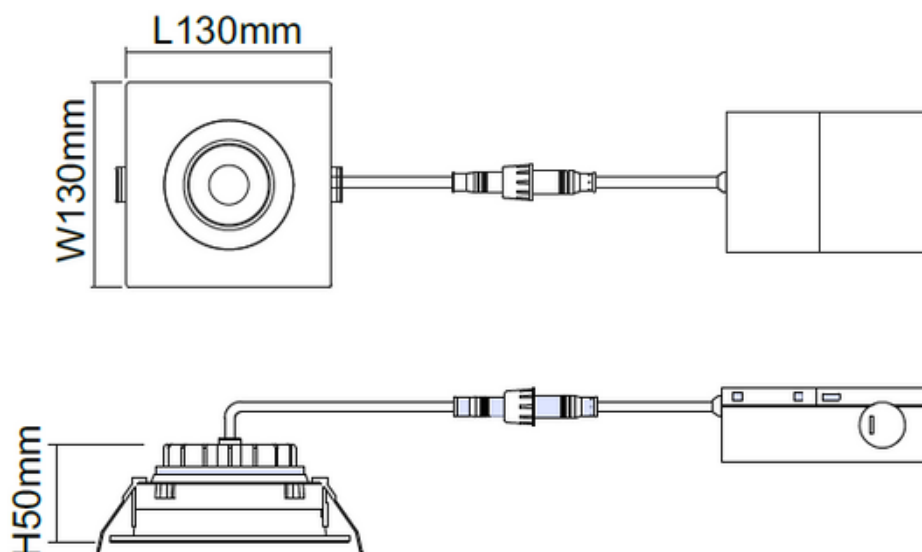


4" LED Flat Square Downlight

DIMENSIONS

DIMENSIONS(mm)

 115*115mm



INSTALLATION

Remodel



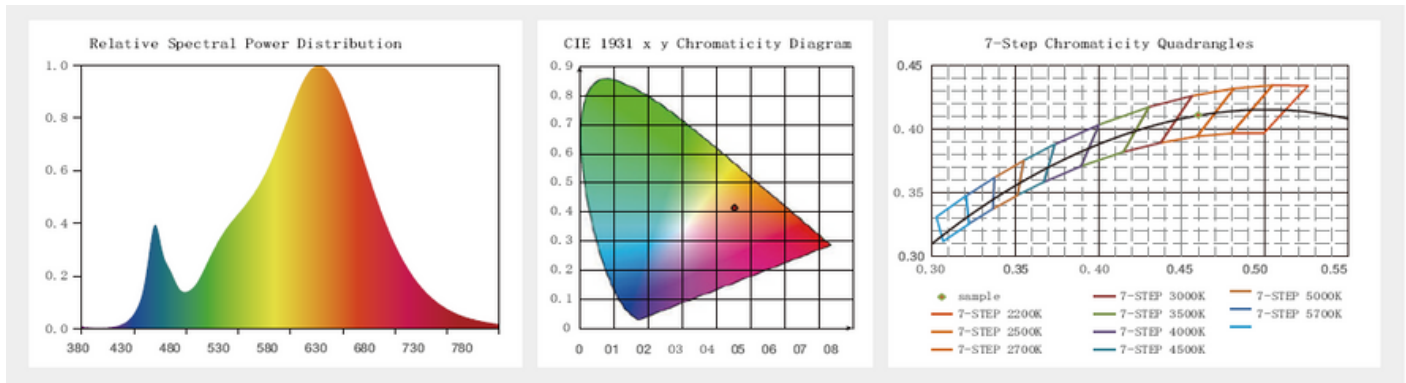
New Construction





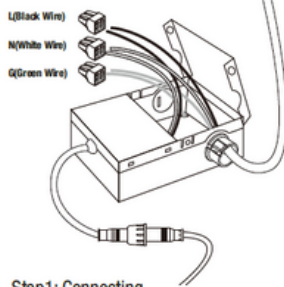
4" LED Flat Square Downlight

PHOTOELECTRICITY



INSTALLATION

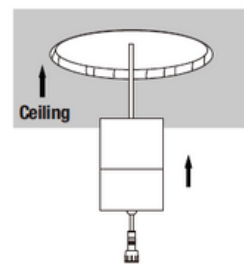
Fig.1



Step1: Connecting

Using wire nuts, connect green ground wire of cable to green wire on box. Connect white wire of cable to white of box. Connect black wire of cable to black wire of box.

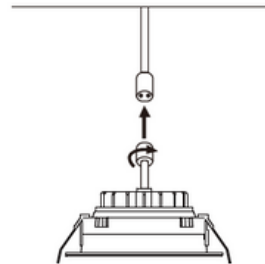
Fig.2



Step2: Inserting

Insert hardwire box through the mounting hole.

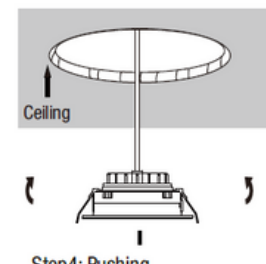
Fig.3



Step3: Twisting

Connect the fixture to the hardwire box by inserting and twisting the male/female connectors.

Fig.4



Step4: Pushing

Push spring loaded clips on the fixture upwards and insert fixture base into the mounting hole. Release the clips and fixture will be pulled flush to the ceiling.