



Lumeo Deep S4



Description:

Durable airtight aluminum body with etched white PMMA diffuser lens for low glare 1%-100% dimming capability. This general application light fixture features a 9/12 watt LED module that maintains uniform intensity producing up to 996 lumen's; with a typical CRI of 80/90 The fixture lens provides 100° beam spread. Includes two spring loaded clips to attached to any ceiling material.



Model: DNLSR1211045CLB

Optical:

CCT:	27K/3K/35K/4K/5K 5CCT Tunable
Lumen out put:	765LM 1020LM@4000K
Lumen Efficacy:	85LM/W
LED Type:	SMD2835
CRI:	80Ra/90Ra

Electrical:

Rated Power:	9W/12W
Input voltage:	AC120V/60Hz
Beam angle:	100°
Power factor/THD/PE:	>90% /<30 /70%

Life:

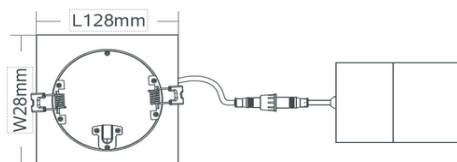
Lifespan:	50,000 Hrs.
Warranty:	2 Years

General:

Dimmable Solution:	Triac
IP:	IP44
Operating temperature:	-20C~+40C
Storage temperature:	-40C~+85C
Finish color Availability:	White
Certification:	cETLus



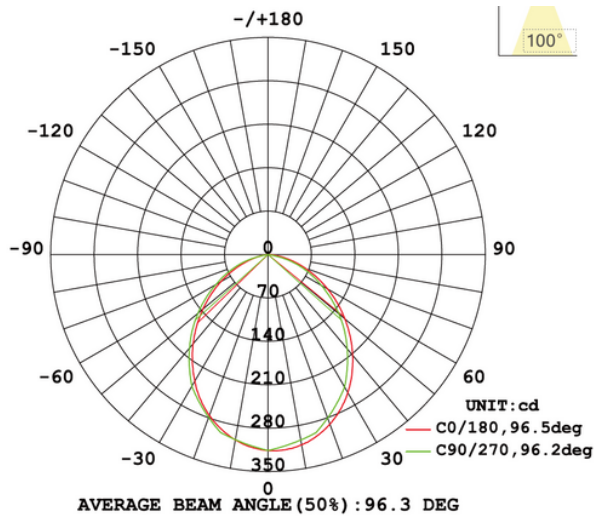
100-125mm



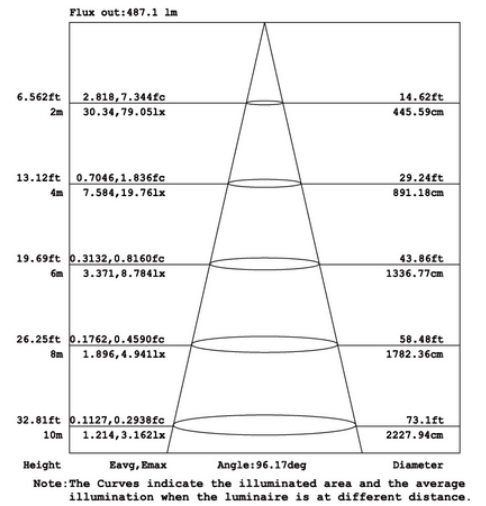


Lumeo Deep S4

Polar curves wide distribution:



Average and center E figure:



Installation Process:

Fig.1



Fig.2

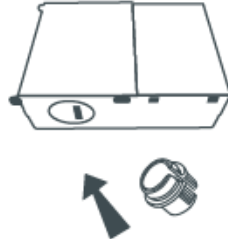


Fig.3

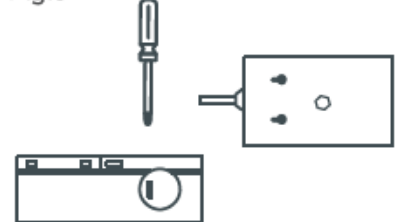


Fig.4

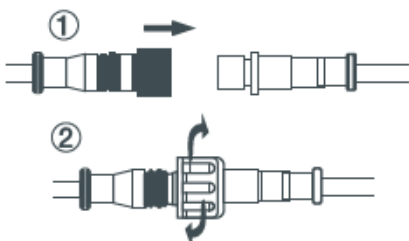


Fig.5

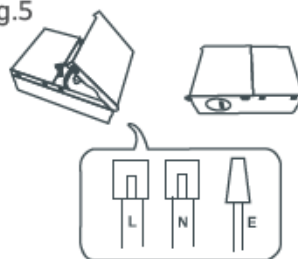


Fig.6

