



Encura

## Description

Polycarbonate Housing. Wiring knockouts are provided on back and end of housing . Class II/P driver, with 0-10V or Triac dimming. Available with built in Microwave motion sensor. Linear Vapor tight Designed for high efficiency and even light distribution. The IP-66 rating makes it suitable for wet locations and where dust, dirt, humidity or moisture is present.



**Model:** LRLVPTMD6011043CBR

## Optical:

CCT: 35K / 40K / 50K  
Lumen Efficacy: 130LM/W  
LED Type: SMD  
CRI: >82



## Electrical:

Rated Power: 25W / 40W / 60W / 80W  
Input voltage: 120-277 or 120-347 optional  
Beam angle: H108.6 V13V127.3  
Power factor: >0.98

## Life:

Lumen maintenance: 50,000  
Warranty: 2 Years

## General:

Dimmable Solution: 0-10V  
IP: IP66  
Operating temperature: -20~55°C(-4°F to +131°F)  
Certification: UL/cUL us listed , DLC , NFS  
Application: Car Washes/Food processing/Gas Station  
Laboratories/Industrial  
Facilities/Warehouse/Supermarket

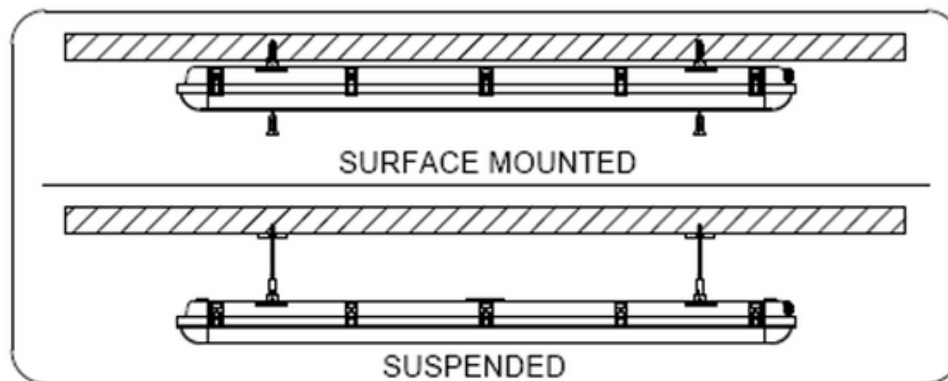


Watt	Length
25W	2 ft
40W	4 ft
60W	4 ft
80W	8 ft



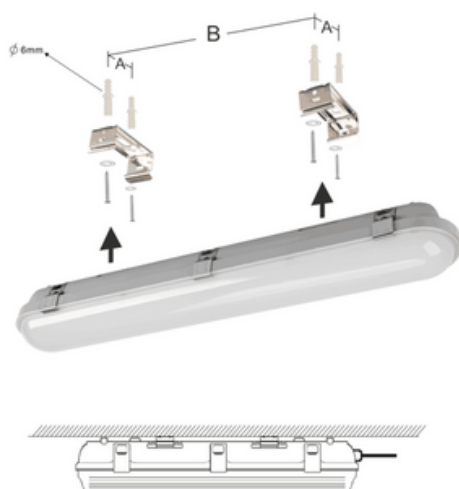
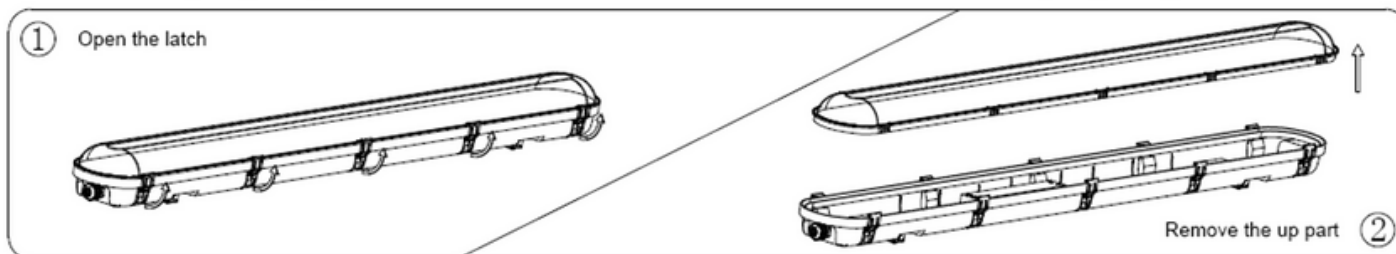
Encura

## INSTALLATIONS



■ Disassembly ① -- ②

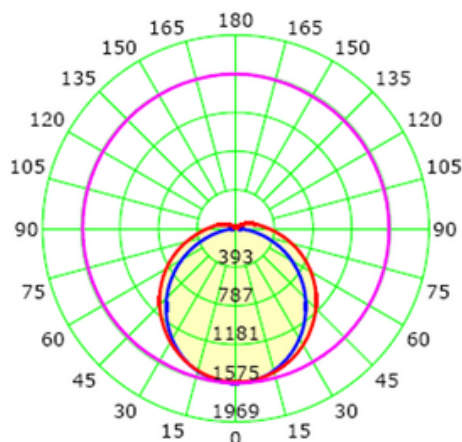
■ Assembly ② -- ①





Encura

## PHOTOMETRIC



<b>Luminaire</b>	<b>3500K</b>
<b>Input voltage</b>	<b>120-277</b>
<b>Power (W)</b>	<b>42.06</b>
<b>Delivered Lumen (LM)</b>	<b>5341.50</b>
<b>Efficacy (Lm / W)</b>	<b>127</b>
<b>Beam Angle</b>	<b>H108.6 V13V128.3</b>
<b>Power factor</b>	<b>&gt;92</b>
<b>Color rendering Index CRI</b>	<b>&gt;82</b>

## OPTIONS



Microwave Motion  
Sensor BRI810-B-M4



BLD-CM20E-4800800  
Lithium Battery

<b>Power supply</b>	<b>120/277VAC 50/60Hz</b>
<b>Maximum load @ -40°F ~ +158°F (-40°C ~ +70°C)</b>	<b>Resistive/Tungsten - 600W@120V Ballast Electronic (LED) - 800VA@120V/1200VA@277V</b>
<b>HF System</b>	<b>5.8GHz CW</b>
<b>Dim control output</b>	<b>0-10V, max. 25mA sinking current</b>
<b>Detection radius/angle</b>	<b>Max 26ft.(8m) /360°</b>
<b>Mounting height</b>	<b>Max 20ft</b>
<b>Humidity</b>	<b>Max. 95% RH</b>
<b>Temperature</b>	<b>-40°F ~ +158°F (-40°C ~ +70°C)</b>

## ORDERING TABLE

Model	Lens Color	Watt	Length	Installation	CCT	Input	Accessories
LRLVPT	LM: Milky LD: Clear LX: No lens LW: Wire cage	25:25W 40:40W 60:60W 80:80W	02:2ft 04:4ft 08:8ft	P: Pendant S: Surface mount	30:3000K 35:3500K 40:4000K 45:4500K 50:5000K	12:120 27:277 1234:120-347 48:480V 3448:347-480	A: Base B: Sensor C: Emergency battery D: Sensor & Battery