



### Flatix PRO 24



### Description:

Introducing the Square Slim Flat Panel Light, a versatile lighting solution for commercial spaces. Available in 2X4 size it seamlessly integrates with T-bar ceiling tiles and offers a surface mount kit for various ceiling structures. With watts tunable and CCT changeable features, it caters to different applications, providing customizable lighting. Easy installation adds to its appeal, making it an efficient choice for modern commercial environments. Elevate your space with the Square Slim Flat Panel Light – a stylish, adaptable, and energy-efficient lighting solution.



#### Model : Flatix PRO 24

##### Optical:

Lumen efficiency : 130LM/W  
CRI: ≥80

##### Electrical:


Rated Power: 30W/40W/50W/60W/72W  
CCT Tunable Series: 3000K / 3500K / 4000K / 5000K / 6500K  
Input voltage: AC120-277V / 120-347VAC  
Power factor: >0.95

##### Life:

Lifespan: 50,000 hrs  
Warranty: 2 Years

##### General:

Dimmable: 0-10V  
Operating temperature: -22°F to 104°F (-30°C to 40°C)  
Housing: White high-strength metal frame ,seamlessly  
Mounting: Recessed Installs into conventional grid ceilings  
Application: Offices / Educational & Retail / Commercial & Institutional



#### Specifications

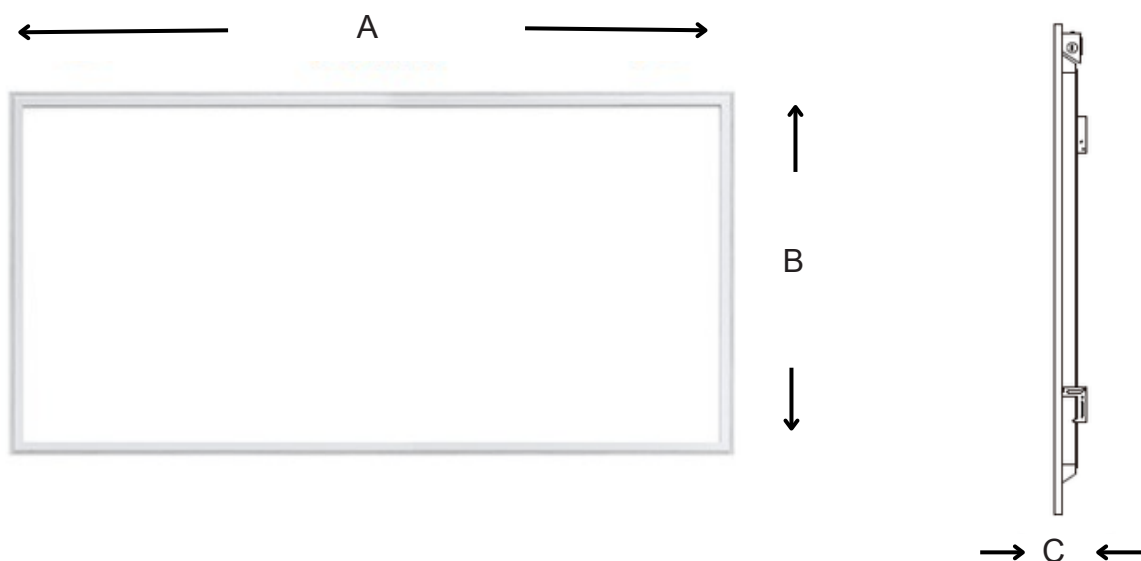
Model No.	Size	Input Voltage	POWER (TUNABLE)	CCT (TUNABLE)	CRI	LUMINOUS EFFICIENCY	DIMMABLE
Flatix PRO 24	2x4FT	AC120-277V 120-347VAC	30W/40W/50W/60W/72W	30K/35K/40K/50K/65K	Ra>80	130LM/W	0-10V



**Flatix PRO 24**

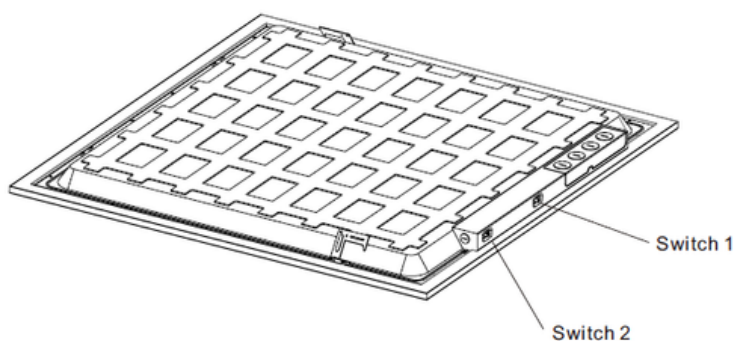


**PRODUCT DIMENSIONS**



Model	size	A(inch)(mm)	B(inch)(mm)	C(inch)(mm)
Flatix PRO 24	2x4 FT	23.74"(603mm)	47.75"(1213mm)	1.38"(35mm)

**POWER&CCT TUNABLE**



**POWER TUNABLE(SWITCH1)**

2x4FT  
30W 40W 50W 60W 72W

**CCT TUNABLE(SWITCH2)**

2x4FT  
3000K 3500K 4000K 5000K 6500K



### Flatix PRO 24



#### Photometric

