



BetonLux

Description:

BetonLux is designed for concrete structures such as retaining walls and steps, in both commercial and residential settings. It features CCT selectable output, three sizes and power options, and a rough-in box with multiple finishes for easy integration. Durable and architectural, BetonLux delivers reliable performance with a clean, modern look

Model: SPLE2305 / SPLE2307 /SPLE2612

Optical:

CCT Selectable : 3000K , 4000K , 5000K
CRI: >80
Beam Angle: Asymmetric

Electrical:

Power Selectable : 3W - 12W
Lumen out put: Refer to Specification table
Input voltage: 120~277V/AC

Life:

Lifespan: 50,000 Hrs.
Warranty: 5 Years

General:

Dimming: ON/OFF / 0-10V
IP: IP65
Baffle Faceplate: Die-cast aluminum
Housing: Die-cast aluminum
Gasket: Silicone rubber
Cover Lens: Tempered Glass
Surface Finish: AkzoNobel powder coating
Application: Concrete Step / Retaining walls
Certification: cETLus
Operating Temperature: -20°C~45°C

Specification:

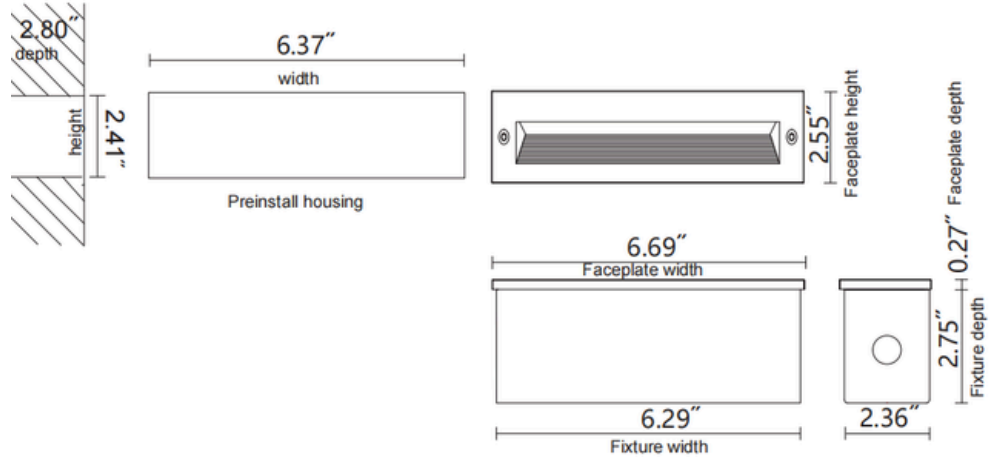
Model	Power Selectable (watt)	Lumen @4K	CCT	Size
SPLE2305	3W,4W,5W	116lm,153lm,201lm	3K/4K/5K	6.37"X2.55"
SPLE2307	5W,6W,7W	177lm,235lm,305lm	3K/4K/5K	10.24"X2.55"
SPLE2612	7W,9W,12W	291lm,384lm,499lm	3K/4K/5K	12.4"X2.55"



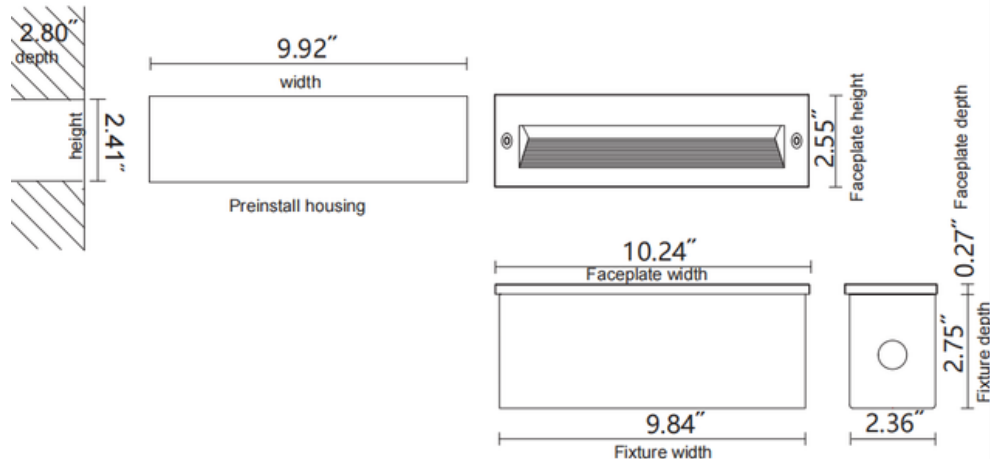
BetonLux

Dimension:

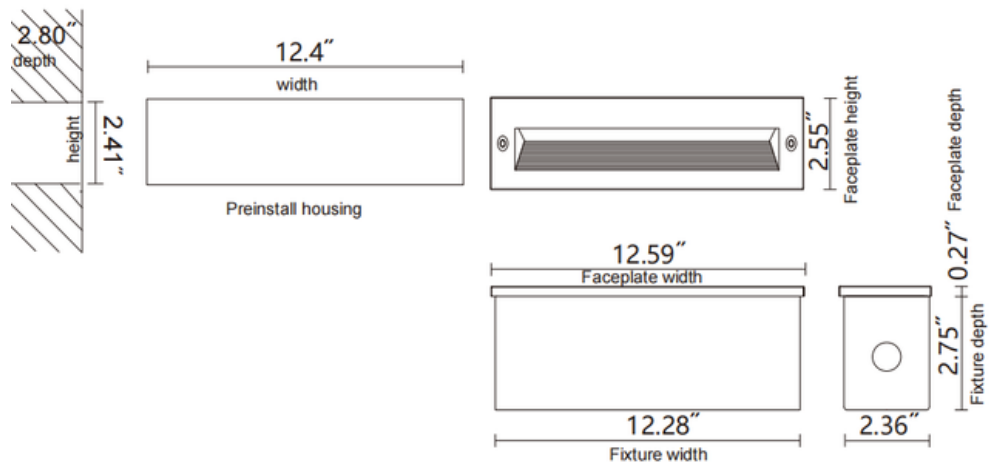
SPLE2305



SPLE2307



SPLE2612

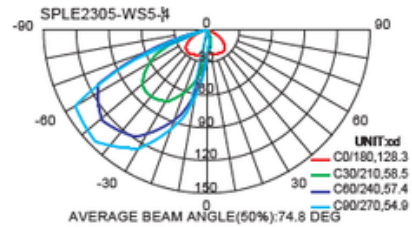
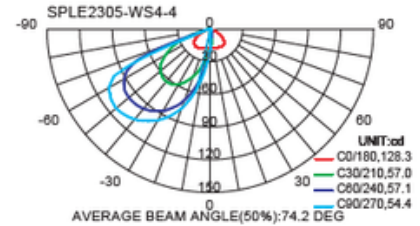
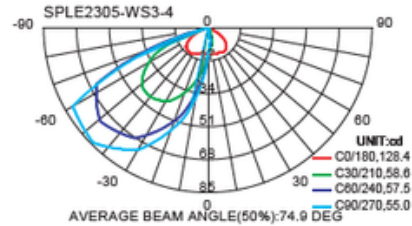




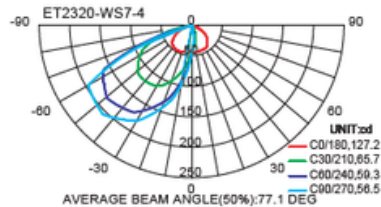
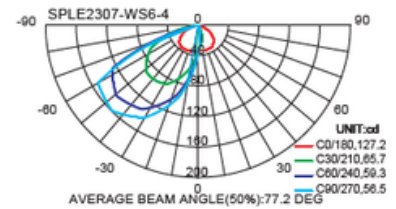
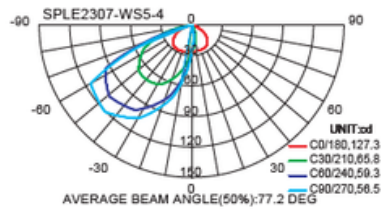
BetonLux

LUMINAIRE PHOTOMETRIC

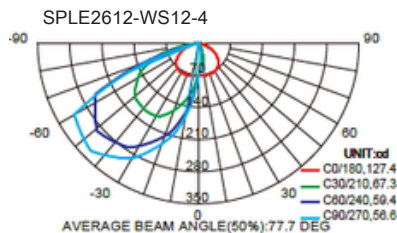
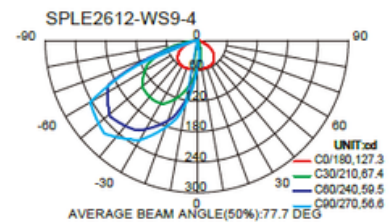
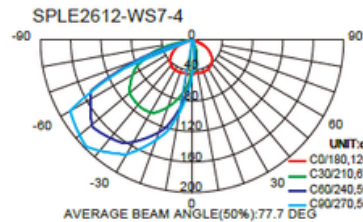
SPLE2305



SPLE2307



SPLE2612





BetonLux

Example: SPLE2305 - WS - 3 - G - DMG

Model	Power (Watt) Selectable	CCT	Finish	Accessory
SPLE2305 SPLE2307 SPLE2612	3W,4W,5W 5W,6W,7W 7W,9W,12W	3000K 4000K 5000K	B: Black RAL9011 W: White RAL9016 G: Gray RAL7012 Z: Mineral bronze S: Silver RAL9006	DMG: 0-10V Dimming M: Marine ambient corrosion resistance

Applications:

