

Constant Voltage Phase/Triac dimmable driver---60W PYPD series PWM output



■ Features:

- Output constant voltage
- Universal AC input: 100-130VAC
- High efficiency :up to 87%
- Protection:short circuit/over loading/over current/ Over temperature
- Full protection plastic housing
- Easy installation
- Cooling by free air convection
- Compatible with Forward phase,Magnetic low voltage,Triac Dimmers
- Strong compatibility, flicker-free dimming
- Suitable for LED lighting and moving sign applications and others
- Provide with a junction box for power supply and output connection
- Suitable for dry or damp location use, IP20



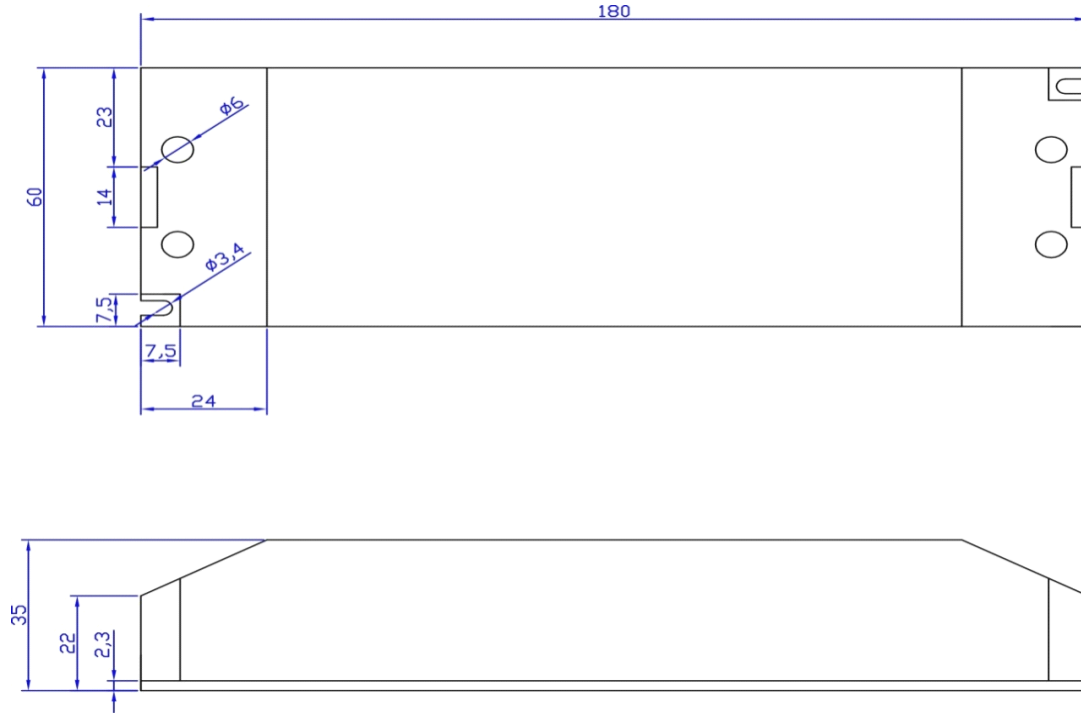
■ Specification

Model	PYPD-12060-TDL	PYPD-24060-TDL	
Certificates	ETL,cETL,FCC	ETL,cETL,FCC	
Output	DC Voltage	12V	24V
	Voltage Tolerance	±0.5V	
	Rated current	5A	2.5A
	Rated power	60W	
Input	Voltage Range	100-130VAC	
	Frequency Range	47~63HZ	
	Power Factor	0.65 (Full loading)	
	Efficiency (Typ.)	85%	87%
	AC Current (Max.)	1.0A	1.0A
	Leakage current	< 0.50mA/120VAC	
Protection	Short Circuit	Hiccup mode, recover automatically after fault condition is removed	
	Over Current	≤1.2*I out	
	Over Loading	≤120%	
	Over temperature	100℃±10℃, Shut down o/p voltage, recover automatically after temperature goes down.	
Environment	Working TEMP.	-40~ +60℃	
	Working Humidity	20~90%RH, non-condensing	
	Storage TEMP. Humidity	-40~+80℃, 10~95%RH	
	TEMP .coefficient	±0.03%/℃ (0~50℃)	
	Vibration	10~500Hz, 2G 12min./1 cycle, period for 72min. each along X,Y,Z axes	
Safety & EMC	Safety standards	UL8750+UL1310 Class 2 unit	
	Withstand voltage	I/P-O/P:1500VAC	
	Isolation resistance	I/P-O/P: 100MΩ/500VDC/25℃/70%RH	
	EMC EMISSION	FCC Part 15 B	
Others	Net. Weight	1.07kg=0.55(driver)+0. 52kg(J12-1)	
	Size	350*77*37mm (L*W*H)	
	Packing	430*375*190mm	20PCS/CTN

Constant Voltage Phase/Triac dimmable driver---60W PYPD -series PWM output

Notes	<ol style="list-style-type: none"> 1. All parameters if NOT specially mentioned are measured at 120VAC input , rated load and 25°C of ambient temperature. 2. To extend the driver's using life ,please reduce the loading at lower input voltage. 3.Loading should be 5-100%.
--------------	---

■ Mechanical Specification for KVP series 60W Phase/Triac Dimmable driver



- ※ Input (L) and (N) with wires to be connected AC.
- ※ Output : (LED+) (LED-)

■ Dimming Operation

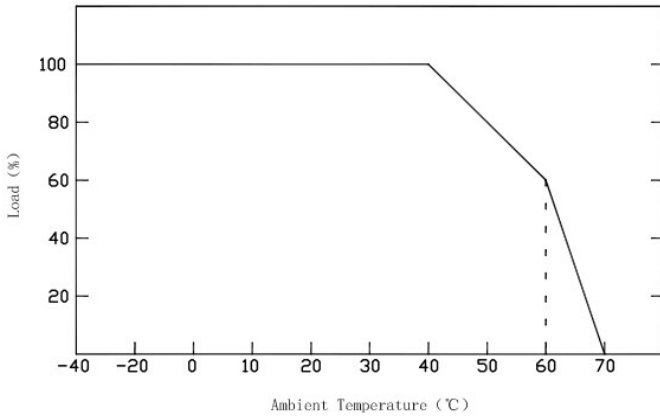
- ※The Pulse-Width Modulation (PWM) of output voltage can be adjusted through input terminal of the AC phase line(L) by connection a triac dimmer.
- ※Usually matching with leading edge/Forward Phase Triac Dimmers(Can customized as a driver only matching trailing edge/reverse phase Triac Dimmers if needed).
- ※Please try to use dimmers with power at least 2.5 times as the output power of the driver.
- ※for Forward phase,Magnetic low voltage and Triac Dimmers

■ Warning

- ※Prevent to reverse polarity;
- ※Risk of Electric Shock. When used outdoors, install only on a circuit protected by a Class A GFCI;
- ※Risk of Fire. Installation involves special wiring methods to run wiring through a building structure. Consult a qualified electrician;
- ※Risk of Electric Shock. Mount the unit at a height greater than 1 foot from the ground surface.

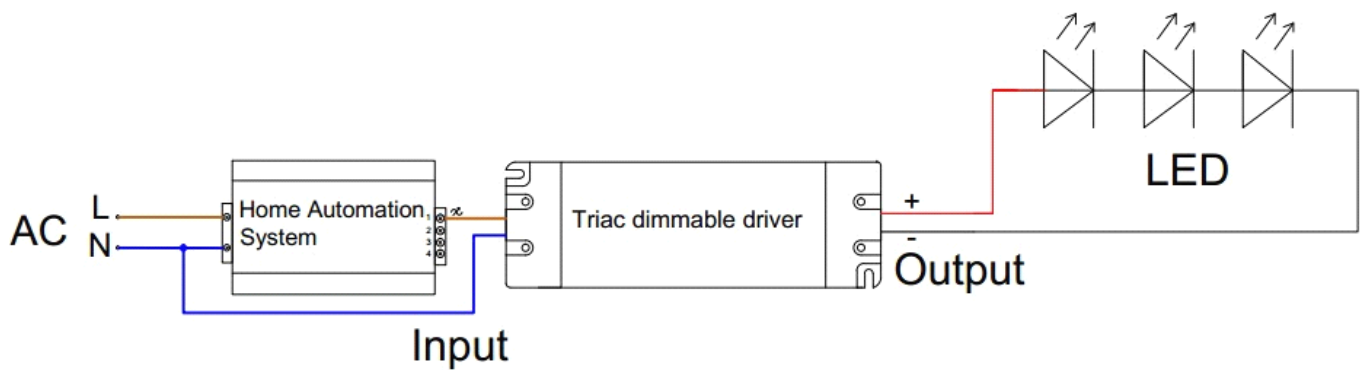
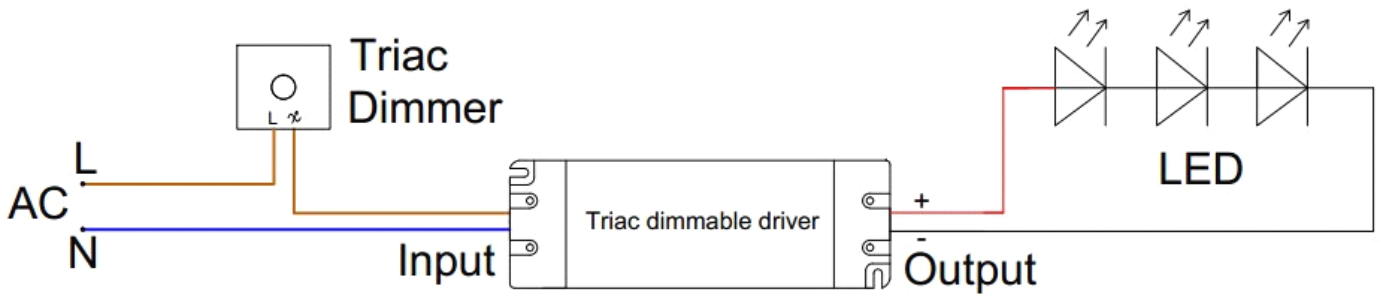
Constant Voltage Phase/Triac dimmable driver---60W PYPD -series PWM output

■ **Derating Curve**



※To extend their life, please refer to the Derating Curve and derate according to the temperature

■ **Single Driver Connecting Diagram**



Constant Voltage Phase/Triac dimmable driver---60W PYPD-series PWM output

