



LED Landscape Spot Light

Description:

This spotlight flood light offers powerful, wide-angle illumination with targeted precision. Perfect for outdoor areas, security, and accent lighting, it delivers bright, energy-efficient lighting with durable, weather-resistant construction for long-lasting performance.



Model: STLBQ65709243KBKPP

Optical:

CCT:	2000K-3000K-6000K
Lumen out put:	CW=1004 WW=775
CRI:	>82Ra
LED:	OSRAM or NICHIA

Electrical:

Rated Power:	6 x 1.5W
Consumption:(W)	24V=13.2 100V=12 240V=12
Input voltage:	DC 24V / 100/240V
Beam Angle:	20°

Life:

Lumen maintenance:	30000hrs
Warranty:	2 Years



General:

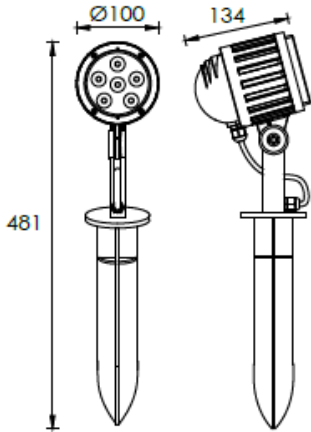
Dimmable:	Triac PWM 1-10V Dali
IP:	IP66
IK:	05
Working Temperature:	-20° - 40°
Finish color Availability:	Black
Bracket:	Powder coated die-casting aluminum
Housing:	Die-casting dark grey powder coated aluminum
Certification:	CE, Rohs

TRIAC PWM 1-10V DALI IP66 OUTDOOR RATED RoHS COMPLIANT CE

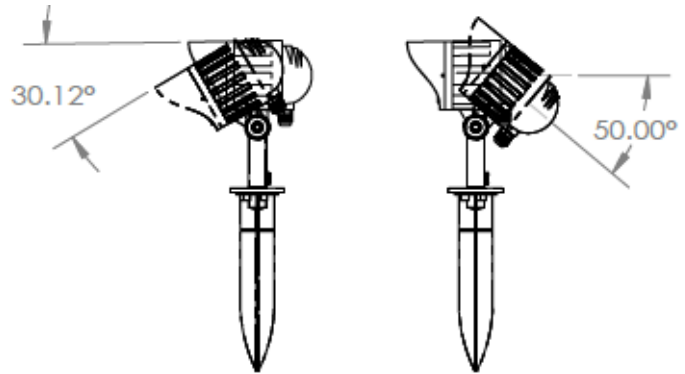


LED Landscape Spot Light

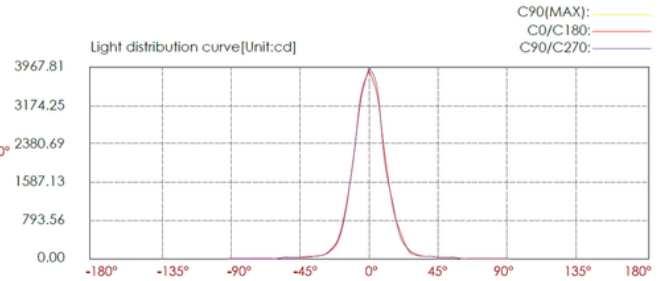
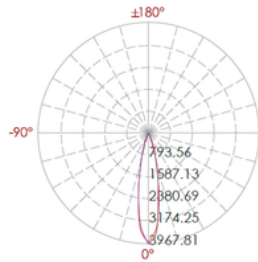

DIMENSION



ADJUSTABLE BEAM DIRECTION



PHOTOMETRIC



Lux distance curve

	Illuminance at a distance		Beam width	
	Center beam LUX		V	H
2m	976.22 LUX		0.7m	0.8m
4m	244.06 LUX		1.5m	1.5m
6m	108.47 LUX		2.2m	2.3m
8m	61.01 LUX		2.9m	3.0m
10m	39.05 LUX		3.7m	3.8m
12m	27.12 LUX		4.4m	4.5m

Ver.Spread:20.9 Horiz.Spread:21.4