



Flatix 24

Description:

Introducing the Square Slim Flat Panel Light, a versatile lighting solution for commercial spaces. Available in 1X4, 2X2, and 2X4 sizes, it seamlessly integrates with T-bar ceiling tiles and offers a surface mount kit for various ceiling structures. With 3 watts tunable and CCT changeable features, it caters to different applications, providing customizable lighting. Easy installation adds to its appeal, making it an efficient choice for modern commercial environments. Elevate your space with the Square Slim Flat Panel Light – a stylish, adaptable, and energy-efficient lighting solution.

Model : PLLS5011243CJL

Optical:

Lumen Output:	125 LM/W
Lumens:	3750-5000-6250LM
LED Type:	SMD 2835
CRI:	≥80

Electrical:

Rated Power:	30W / 40W / 50W
CCT Tunable Series:	3500K / 4000K / 5000K
Input voltage:	120-347V
Power factor:	>0.9

Life:

Lumen maintenance:	50,000h
Warranty:	3 Years

General:

Dimmable:	0-10V
Environment :	Dry / Damp Location
Operating temperature:	-20°C to +50°C
Finish color Availability:	White
Certification:	ETL, FCC, DLC

Model No.	Size (inch)	Input Voltage	Watts (W)	CCT (K)	Lpw (Lm/w)	Lumens(Lm)
PLB-XXW24-28CDD[L,M]-01	24*48	AC120-277V	30	3500	125	3750
		or	40	4000	125	5000
		AC120-347V	50	5000	125	6250

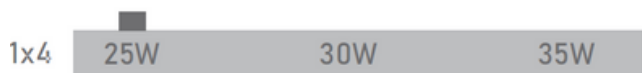


Flatix 24

DIMENSIONS:



Power& CCT Tunable Series



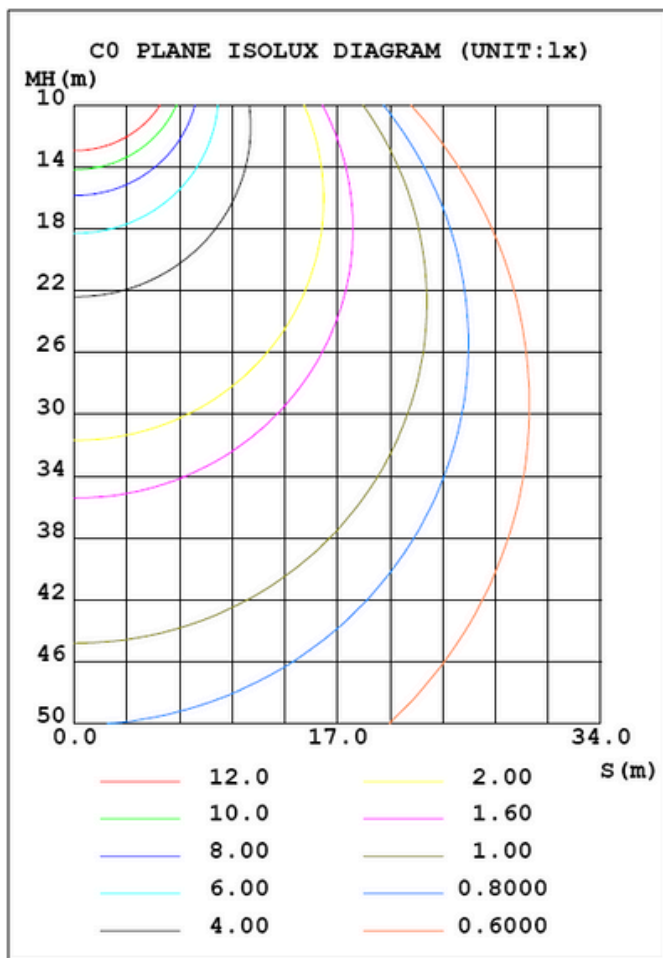
CCT Tunable



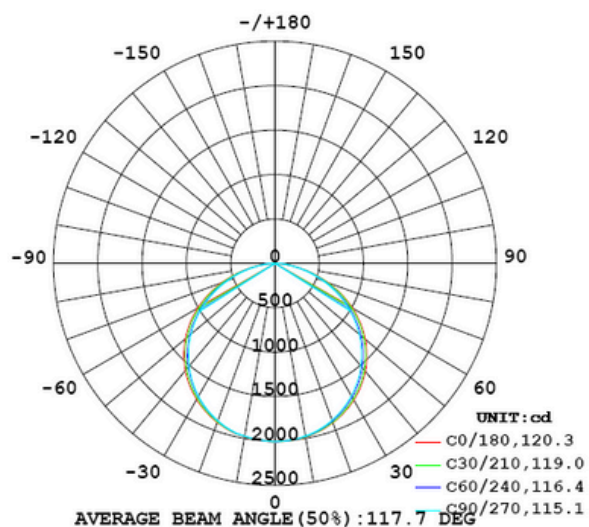


Flatix 24

PHOTOMETRIC



LUMINOUS INTENSITY DISTRIBUTION DIAGRAM





Flatix 24

ACCESSORIES (Optional)



PROUDUCT ADVANTAGES

