



Luminacast Curve

**Description:**

Introducing our Recessed LED Step Light: Featuring a pre-installed mounting box for seamless installation, this light is perfect for indoor stairs or walls, illuminating paths with its neat and compact design. With an IP67 rating, it's also an excellent choice for outdoor use. Constructed with die-cast powder-coated aluminum and equipped with SMD 3030 LEDs and a constant voltage input driver, this light ensures durability and efficiency. Choose from four dimming solutions—Triac, PWM, 1-10V, or DALI—for customizable lighting experiences. Illuminate your space with style and reliability using our Recessed LED Step Light.

Model:SPLDA02243KDGKP

Optical:

CCT:	3000K
Light source:	3 X 0.7W
Luminance:	CW=103 WW=94.5
LED Type:	SMD 3030
CRI:	>80

Electrical:

Rated Power:	2.1W
Input voltage:	DC 24V
Operating current (MA):	24V=230
Consumption:	24V=5.5
LED driver:	Constant Voltage Input, Constant Current Output

Life:

Lumen maintenance::	50,000 Hrs
Warranty:	2 YEARS

General:

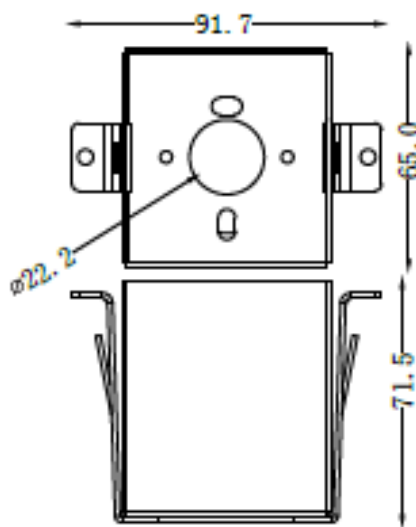
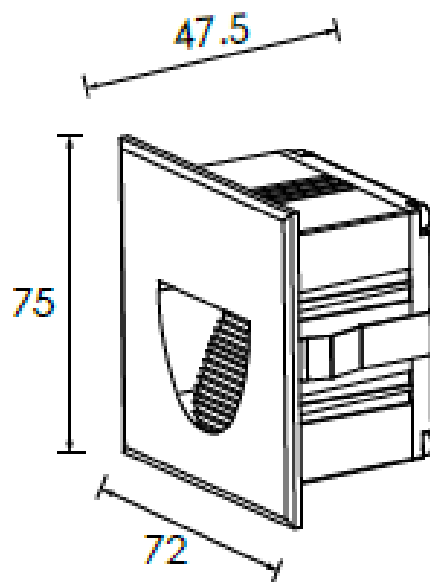
IK:	10
IP:	IP65
Finish color Availability:	Dark Grey
Certification:	cETLus
Operating Temperature:	-20°C~40°C
Dimmable Support	Triac PWM 1-10V Dali

**TRIAC PWM 1-10V DALI****IP65**
OUTDOOR
RATED



Luminacast Curve

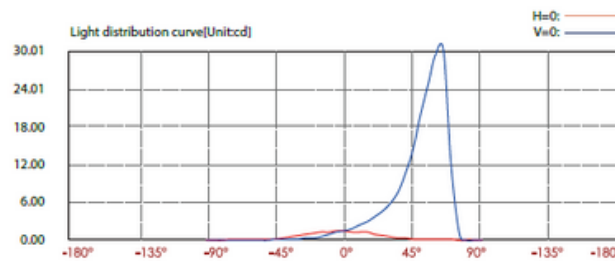
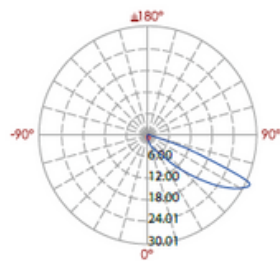
DIMENSIONS





Luminacast Curve

PHOTOMETRIC:



Lux distance curve

	Illuminance at a distance Center beam LUX	Beam width	
		V	H
2m	0.36 LUX	1.4m	0.8m
4m	0.09 LUX	2.7m	1.7m
6m	0.04 LUX	4.1m	2.5m
8m	0.02 LUX	5.5m	3.4m
10m	0.01 LUX	6.8m	4.3m
12m	0.01 LUX	8.2m	5.1m

Ver.Spread:37.7 Horiz.Spread:23.9

