

**SkyCut****Description:**

Introducing our cutting-edge Full Cut-Off Wall Pack LED lights, replacing outdated fluorescent and HID fixtures. With a remarkable luminous efficacy of 130 lumens per watt, these Dark Sky Approved lights combat light pollution while ensuring superior energy efficiency. DLC-approved, they provide a green and cost-effective lighting solution. Upgrade to responsible illumination for a brighter, sustainable future.

**Model:WLLP9XXXXYY3CZZRRRZ****Optical:**

CCT:	Single: 3000K - 6500K Selectable:3000K,4000K,5000K
Lumen Efficacy:	130LM/W(±5%) / 173LM/W (±5%)
LED Type:	2835
THD:	<20%
Lens Distribution	Type III
CRI:	Ra>80

**Electrical:**

Rated Power:	40/60/80/100/120 / Watt changeable
Input voltage:	120-277VAC and 120-347 50/60 Hz
Power factor:	≥0.90

**Life:**

Lumen maintenance:	L70@54000Hrs
Warranty:	3 YEARS

**General:**

Dimmable Solution:	0-10V Dimmable, Photocell,3CCT/4 Watts selectable
IP:	IP65
IK:	IK08
Operating temperature:	-22°F to 113°F
Material:	High-duty Die-Cast Aluminum
Finish color Availability:	Black/ Bronze/ Customized
Certification:	cULus ,DLC 5.1 Premium
Application:	Building facades





SkyCut



Product No.	WLLP910402773CRZ	WLLP930602773CRZ	WLLP92080773CRZ	WLLP9401002773CRZ	WLLP9301202773CRZ
4Wattages Selectable	40/30/20/10W Selectable	60/50/40/30W Selectable	80/60/40/20W Selectable	100/80/60/40W Selectable	120/90/60/30W Selectable
Lumens	52000/3900 2600/1300LM	7800/6500 5200/3900LM	10400/7800 5200/2600LM	13000/10400 7800/5200LM	15600/11700 7800/3900LM

Single Wattage	40W	60W	80W	100W	120W
Lumens	5200LM 6920LM	7800LM 10380LM	10400LM 13840LM	13000LM 17300LM	15600LM 21533LM

## Ordering information

Example Single Wattage: WLLP9402773DPHRZ

Watt/Cct Changeable: WLLP91040273CDPHNRZ

Series	Wattage	Voltage	Lens Type	CCT	Finished Color	Option	Lumens	Internal
WLLP9	40	27 (120-277)	Type III	Selectable: 3C	B: Black	PH: Photocell	N:130lm/W	RZ
	60	34 (120-347)		Single: 3:3K,4K,5K	D: Dark Bronze	PS: photocell Sensor	H:170lm/W	
	80				C: Customized	DSW: Deep Switch		
	100							
	120							
	1040: 40,30,20,10W							
	3060: 30,40,50,60, W							
	2080: 20,40,60,80, W							
	40100:40,60,80,100W							
	30120:30,60,90,120 W							





## ADDITION ACCESSORIES



Photocell

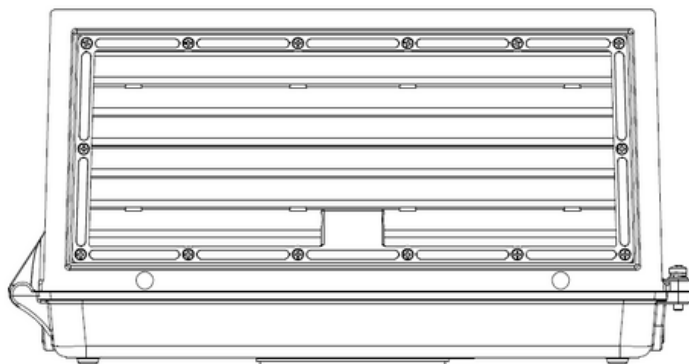
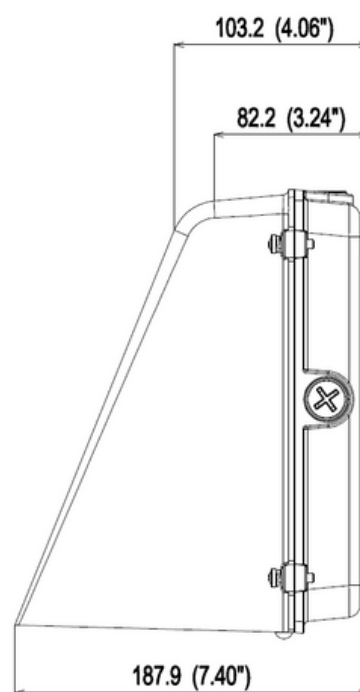
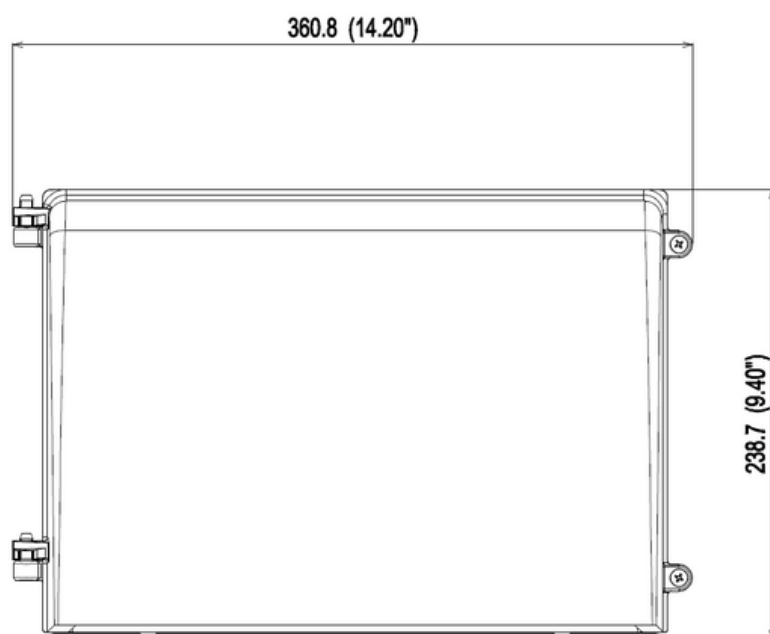


Plug-in Zhaga Photocell Sensor



DIP Switch of 3 CCT/ 4 Watts Selectable function

## Drawing:





## PRODUCT APPEARANCE

