




LiteMat

Description:

Introducing LiteMat, a next-generation flexible LED strip designed for seamless backlighting and illumination applications. Ultra-thin, lightweight, and highly adaptable, LiteMat delivers uniform light distribution across curved or flat surfaces—making it ideal for signage, displays, architectural accents, and more. Now available in a CCT adjustable version, LiteMat lets you fine-tune the color temperature to suit any environment—from warm, ambient tones to crisp, cool lighting. Whether you're enhancing ambiance or highlighting design features, LiteMat offers a sleek, energy-efficient solution that bends to your creative vision.



Model: FPL28

Optical:

CCT:	2800-3200K / 4000-4500K / 6000-65000K / CCT
Luminous:	2800Lm/ Panel
LED Type:	SMD2835
CRI:	≥80
Efficacy	100LM/Watt

Electrical:

Rated Power:	28W
Input voltage:	24V
Beam angle	120 degrees

Life:

Lumen maintenance:	
Warranty:	2 Years

General:

Dimmable	Yes
IP:	IP20



LiteMat

Specifications

Model	Power	Color	Cuttabel	Size
FPL28WW	28W	2800-3200K	22.3 * 22.3mm 0.87" * 0.87"	490*245mm 19.5" * 9.65"
FPL28NW	28W	4000-4500K	22.3 * 22.3mm 0.87" * 0.87"	490*245mm 19.5" * 9.65"
FPL28CW	28W	6000-6500K	22.3 * 22.3mm 0.87" * 0.87"	490*245mm 19.5" * 9.65"
FPL28CCT	40W	2700-6500K	22.3 * 22.3mm 0.87" * 0.87"	490*245mm 19.5" * 9.65"

Dimensions





Unit:mm



LiteMat

Key Features of LiteMat:

- 1-LED Cuttable – Precise customization with every single LED segment.
- Pre-Installed Connector – Quick and easy connections, right out of the box.
- Free Cutting & Splicing – Fully flexible for any shape or length.
- DIY-Friendly – Simple to style and install for personalized lighting setups.
- Ultra-Wide 245mm PCB – Enhanced coverage with broader light distribution.
- No Voltage Drop – Consistent performance across the entire strip.
- Uniform Brightness – Even illumination from edge to edge.
- Large Panel Size – Easy to apply to large surfaces or projects.
- No Complex Wiring – Streamlined setup with minimal connection points.






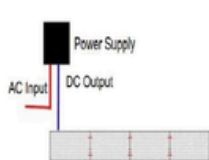
Product picture

LiteMat

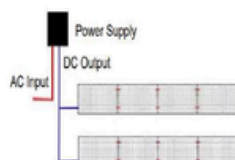
Connect



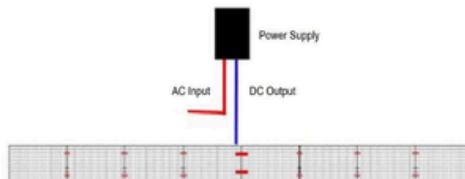
1. Connection method one






2. Connection method two



3. Connection method three



Free Cutting





LiteMat

Application Photo

