



Lumeo R3

Description:

Compact, powerful, and versatile — the Lumeo R3 delivers **500** lumens of smooth, glare-free illumination in a sleek 3" form. Featuring 5CCT tunable light (2700K-5000K), it adapts effortlessly to any space or mood. Designed with an **FT6-rated** wire and Triac dimming compatibility, it ensures safe and flexible installation. The Lumeo R3 is suitable for damp locations, making it a perfect choice for both residential and commercial applications, including kitchens, bathrooms, hallways, and more..



Model: PLLR0611035CF6LP

Optical:

CCT:	2700K-6000K, 5CCT Tunable
Lumen out put:	495LM @4000K
LED Type:	SMD
CRI:	80+

Electrical:

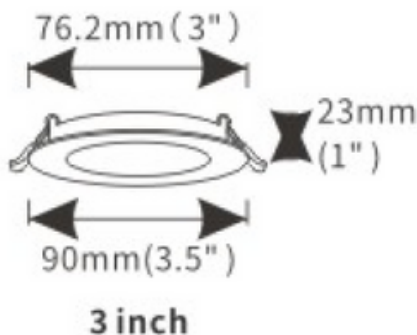
Rated Power:	6W
Input voltage:	100-130V
Beam angle:	110°

Life:

Lifespan:	50,000HRS
Warranty:	2 Years

General:

Dimmable Solution:	5%-100% dimming
Environment:	Suitable for damp locations.
Operating temperature:	-20°C~40°C (-4°F~104°F)
Finish color Availability:	White
Certification:	cETLus

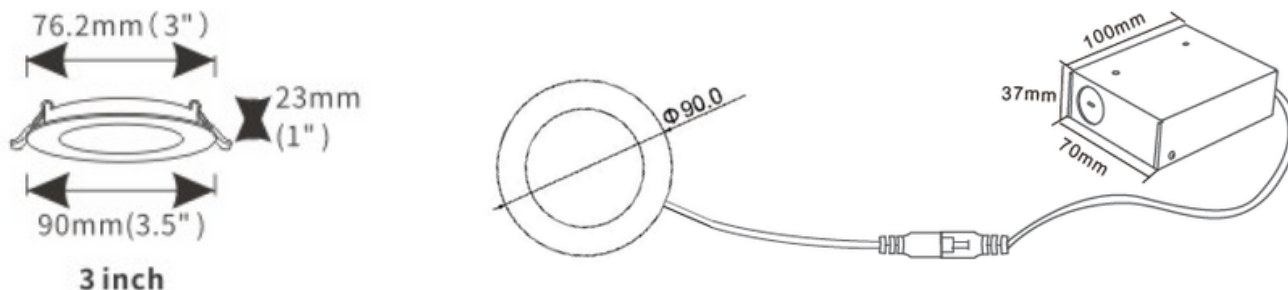






Lumeo R3

Model	Wattage	Voltage	CRI	Dimming	Lumen	CCT
PLLR0611035CF1LP	6W	120VAC	80	Triac	452lm 479lm 495lm 479lm 444lm	3000K 3500K 4000K 5000K 6000K

Dimension



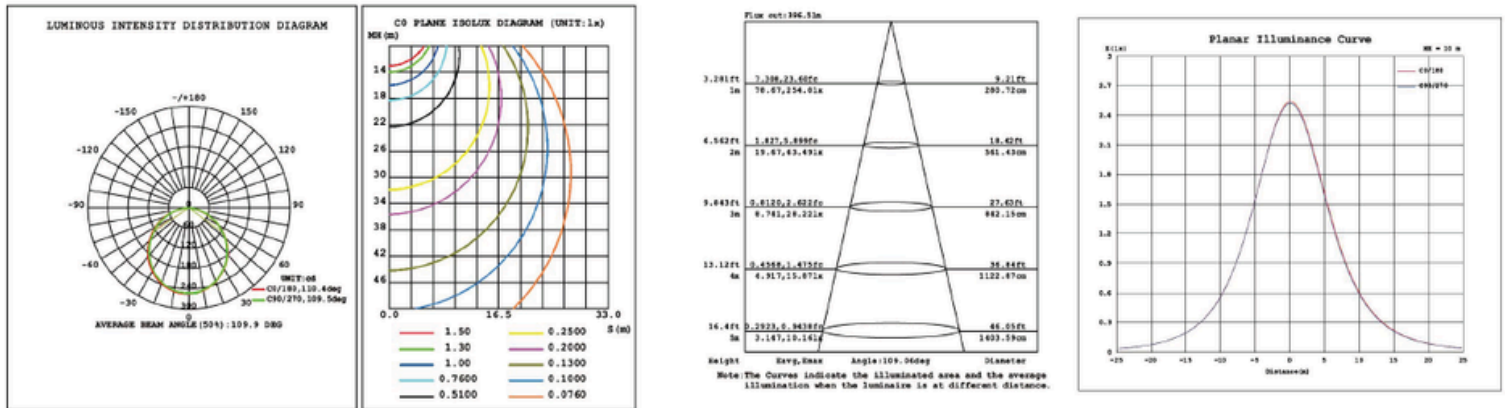
LED Driver





Lumeo R3

Photometry



Installation

Fig.1

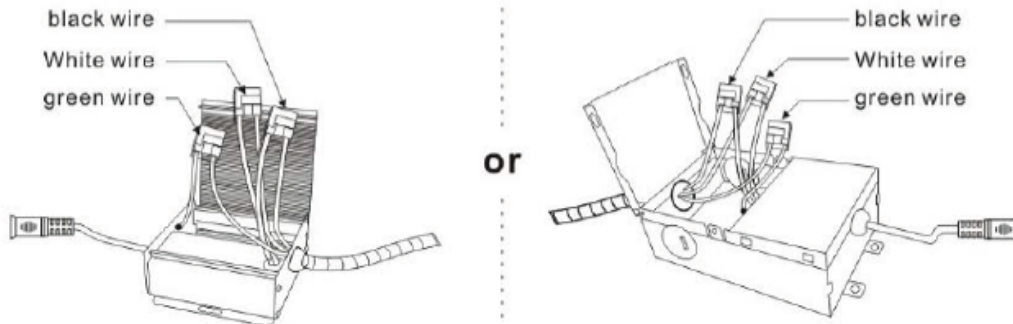


Fig.2

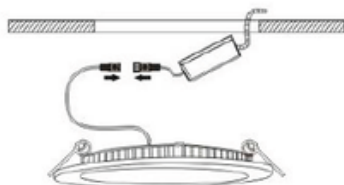


Fig.3

