



Exit Sign Running man combo

Description:

This reliable Exit Sign Combo is designed for safety and performance, featuring two integrated 1W LED emergency light heads for optimal illumination during power outages. With a 120-minute discharge duration and a full recharge time of 24 hours, it ensures continued visibility and guidance when needed most. Ideal for commercial, industrial, or institutional settings, this combo unit provides both clear exit signage and emergency lighting in a single compact solution



Model: EES02CR7020ACH

Electrical:

Power Light heads :	2W (2*1)
Light heads lumens :	160lm
Input voltage:	120-347VAC

Life:

Battery Life	18500 hour
Warranty:	3 Years



General:

Battery:	3.6V maintenance free Ni-MH battery
Charging time:	24 Hours
Discharge time:	120 Minutes
Operating temperature:	0°C~40°C (32°F to 104°F)
Mounting :	Wall / Ceiling
Finish Color :	White
Environment :	Dry / Damp location

Certification:	UL 924 Listed for Damp Locations Meets NFPA 101 Life Safety Code, NEC, OSHA CSA C22.2 No. 141-15 performance certified
----------------	--

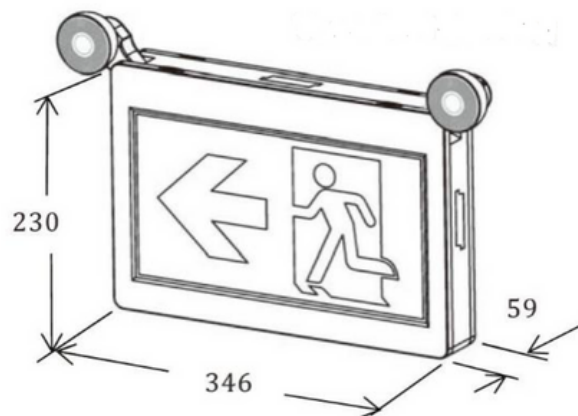
Material	Injection-molded thermoplastic ABS housing. UL-94-V0 Flame-Retardant , Fire resistance
----------	---



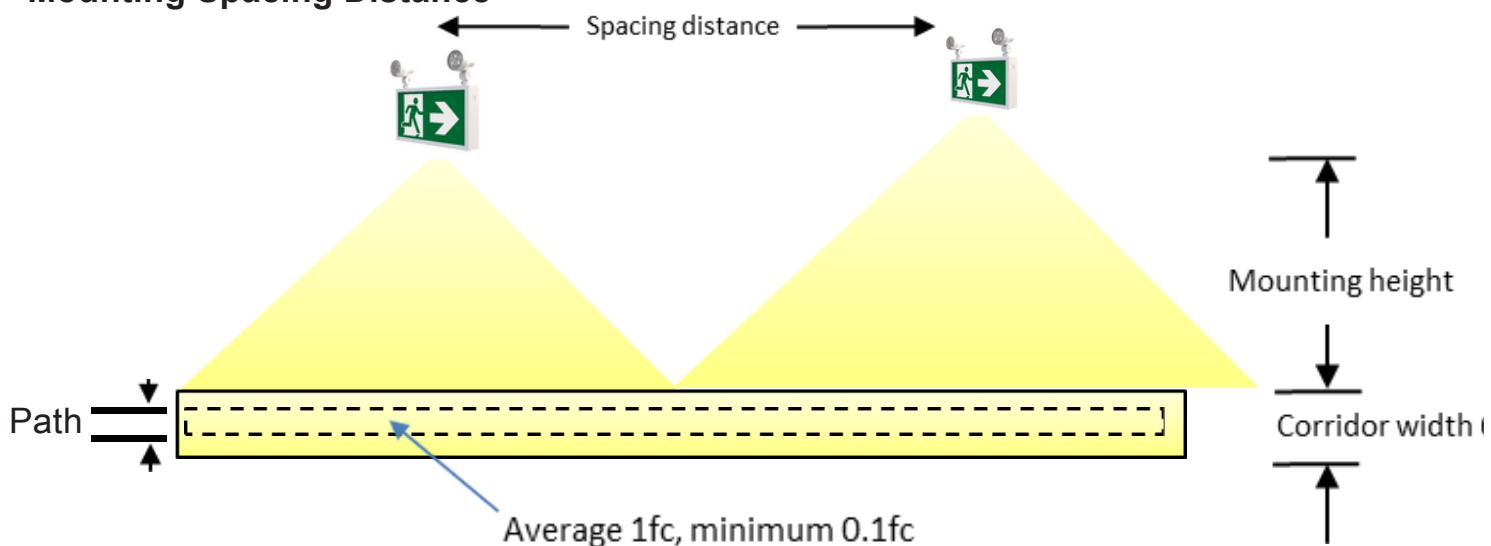


Exit Sign Running man combo

Product Dimention



Mounting Spacing Distance





Exit Sign Running man combo

Spacing distance Model No	7.5ft height	7.5ft height	10ft height	10ft height
	6ft width corridor 3ft width path	6ft width corridor 6ft width path	6ft width corridor 3ft width path	6ft width corridor 6ft width path
Xitron Combo	43ft	39ft	39ft	36ft

NFPA 101 requires 1.0 foot-candle average and 0.1 foot-candle minimum with a 40:1 maximum/minimum ratio. The corridor used is 100 feet long, 10 feet ceiling with a 6 feet wide walkway and 6&3 feet path of egress for calculation. The reflectance are 80% ceiling, 50% walls and 20% floors. The fixture mounting height is 7.5 feet /10ft.

Pictogram Pack



Arrow left 1pc

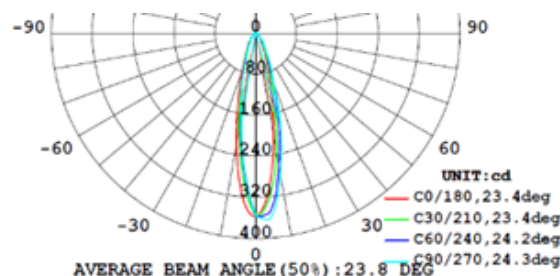


Arrow right 1pc



Without Arrow 1pc

Photometric



Features and specifications :

CONSTRUCTION

- Injection-molded thermoplastic ABS housing.
- UL-94-V0 Flame-Retardant , Fire resistance
- 150mm height visible exit sign, easy replacement of pictogram.
- Friendly configuration design for quick installation.
- Single face as standard, double faces as option
- Suitable for wall, ceiling and side mounting.
- For CS7-EM (combo), installer could chose lamp heads install on top surface or side surface.

ELECTRICAL

- 120 to 347VAC universal voltage, 50/60Hz.
- Recharge time 24 hours, duration time more than 2 hours.
- Trickle charge after battery fully charge.
- Brownout protection circuit.
- Battery over discharge protection.
- Solid-State transfer circuit.
- Test Switch / Charge Indicator light.

ILLUMINATION

- Use long-lasting, high efficiency white LEDs.
- LED arrays are operating in normal (AC input) and emergency modes (loss of AC power).
- Combo offer 160lm output on emergency

SOLID-STATUS TRANSFER

- The unit features a solid-state switching transistor which eliminates damaged contacts or mechanical failures. associated with relays.
- The switching circuit is designed to detect a loss of AC power and automatically energizes the lamps. Upon restoration of the AC voltage, the emergency lamps will switch off and the charger will automatically recharge the battery.

BATTERY BACKUP

- Emergency unit designed with a maintenance-free Lithium iron phosphate battery provides minimum emergency duration of 2 hours.
 - Recharge time of the battery is 24 hours.
 - Battery have to recharge if product kept in stock 12 months.
- Detailed manual refer to "BATTERY STOCK AND RECHARGE GUIDELINE".

Code Compliance

- Suitable for use in 0°C-40°C ambient temperature for damp location.
 - CSA listed meets all requirement in C22.2 No. 141-15, C860-11
- comply with ICES-005, suitable for Canadian market.