



NAME: Single Door Sensor



### OVERVIEW:

- Applicable to 12V/24V cabinet lights.
- Stable quality, strong anti-interference and anti-attack capabilities.
- Widely utilized in conjunction with cabinets, wardrobes, wine cabinets and similar furniture.

### Working Mode

The light turns on when the door is opened and turns off when the door is closed.

### APPROVED LED LUMINAIRES:

It is compatible with 12V and 24V low-voltage cabinet lights and LED strips. Standard Dupont connectors are used, enabling quick connection and use.

### TECHNICAL PARAMETERS:


Model	SRSDA011224CX
Name	Single Door Sensor
Sensor Size	D12*L27mm , Hole Size:10mm
Warranty	2 Years
Certification	CE ROHS
Delay time	/
Installation height	/

Work Voltage	12-24V DC
Max Power	12V<60W,24V<100W
Sensor Distance	5-10cm
Working Mode	The door light is on, the door light is off
Accessories	2 pcs screws, 1 pcs holder
Wire length	200cm sensor wire, 20cm power wire , 20cm male connector wire for cabinet light




### PRODUCT SIZE:

TOP VIEW

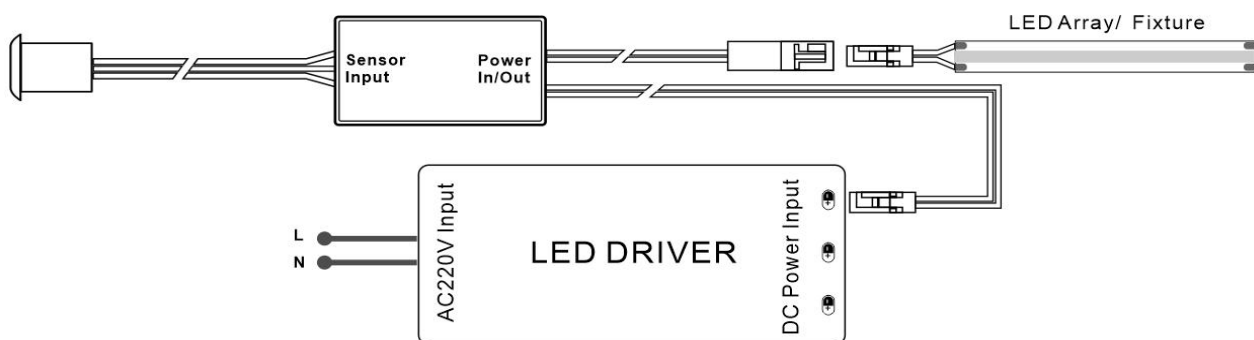


SIDE VIEW



Dimensional error:2%

### WIRING DIAGRAM:



### INSTALLATION DIAGRAM:

