




Sky Bright Regular 16"



Description:

Introducing our sleek LED Ceiling Surface Mount Light, a perfect blend of style and functionality. With its slim design, this light fixture seamlessly integrates into any space, fitting neatly on a standard ceiling junction box. It offers 3CCT tunable capability, allowing you to adjust the color temperature for the desired ambiance. Additionally, it is dimmable, giving you control over the brightness. Experience the perfect lighting solution that is both stylish and efficient.

Model: CGLR3011163CHM

Optical:

CCT:	3CCT, 3000K/4000K/5000K
Lumen out put:	2400LM High Brightness
Lumen Efficacy:	80 LM/W
LED Type:	SMD2835
CRI:	>80

Electrical:

Rated Power:	30W
Input voltage:	AC 120V
Beam angle:	120°
Power factor/THD/PE:	>90% / <30 / 70%

Life:

Lumen maintenance:	50,000hrs
Warranty:	2 Years

General:

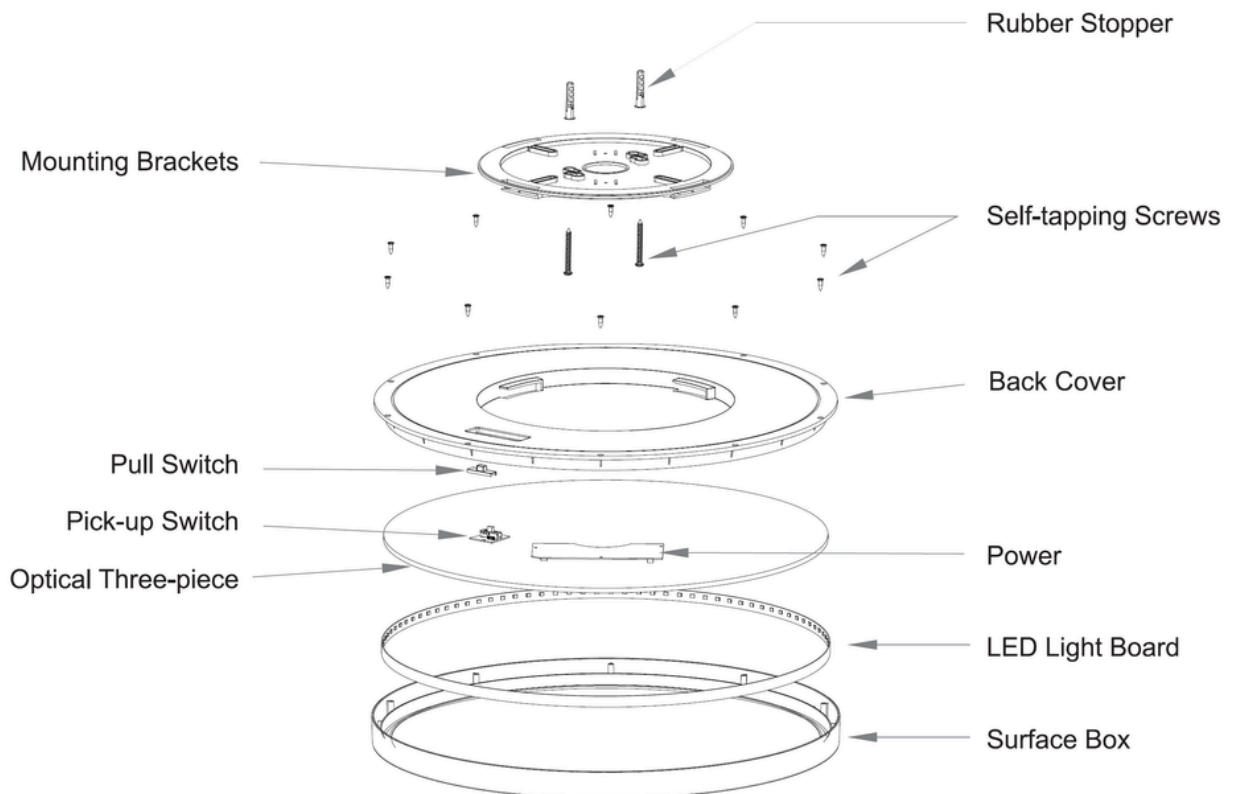
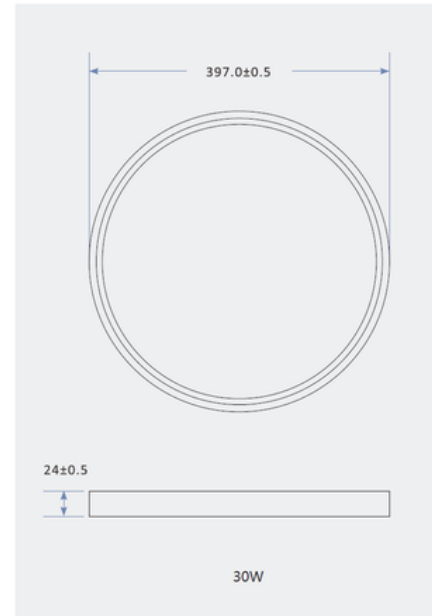
Dimmable Solution:	Triac / 0-10V
IP:	IP20
Operating temperature:	-20C° to +40C°
Finish color Availability:	White
Certification:	cETLus





Sky Bright Regular 16"

DRAWING

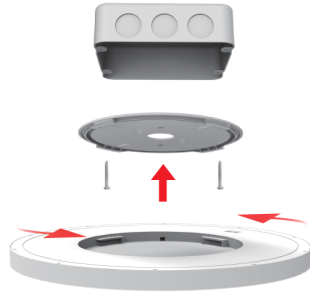




Sky Bright Regular 16"

INSTALLATION

A: Surface Mounted




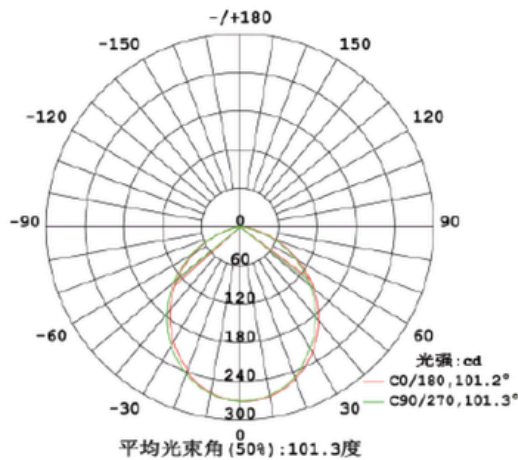
B: Semi - Flush Mount



C: Suspending Intallation





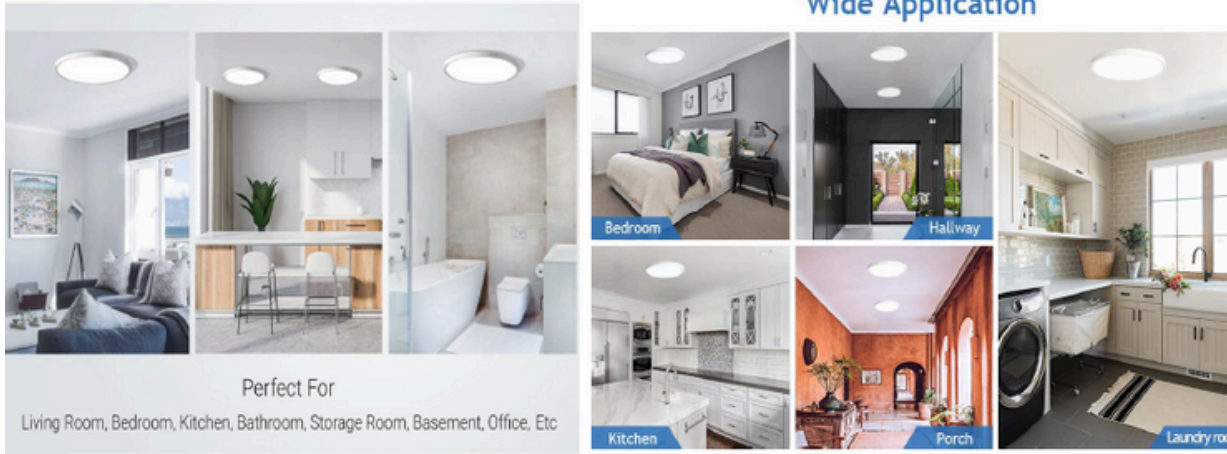
Light Distribution Curve





Sky Bright Regular 16"

APPLICATIONS



Front light color temperature
3000K 4000K and 5000K adjustable

