

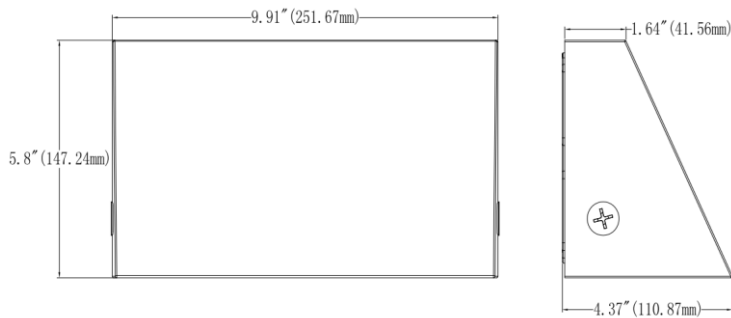


## LED ARCHITECTURAL WALL PACK

IK09



**WATT/CCT**  
SELECTABLE



### Description:

The Junior LED Architectural Wall Pack, ideal for indoor or outdoor use in commercial or residential settings. With wattage options from 12W to 30W and CCT selection between 3000K to 5000K, it's perfect for various projects. Add-ons include a battery pack for emergency backup, a microwave motion sensor, and remote control for wireless operation. Versatile, efficient, and convenient, this fixture offers tailored lighting solutions for any application.

### Specifications

Wattage	12W			18W			24W			30W		
Lumens	1603 lm	1696 lm	1675lm	2291 lm	2483 lm	2451 lm	2966 lm	2302 lm	3155 lm	3648 lm	3879 lm	3698 lm
Efficacy	134 lm/W	142 lm/W	140 lm/W	130 lm/W	140 lm/W	136 lm/W	125 lm/W	136 lm/W	130 lm/W	120 lm/W	132 lm/W	125 lm/W
CCT	3000K	4000K	5000K	3000K	4000K	5000K	3000K	4000K	5000K	3000K	4000K	5000K
CRI	70											
Input voltage	AC120-277V											
Beam Angle	Type V: 100.4°x91.6°											
Power factor	0.9											
Driver efficacy	90%											
Factory setting	30W & 4000K											
Lumen maintenance	ANSI/IES LM80-15 lumen maintenance L70 51000 hours L90 102000 hours											
Working temperature	-22°F~113°F											
Storage temperature	-40°F~176°F											
Environment	Wet location, IP65, IK09											
Cable	5 core, 18AWG (0.3m)											
Warranty	5 Years limited warranty											
Dimming	0-10V											



### 85°C , 100mA Lumen Maintenance

No of hours	1000 hrs	25000 hrs	50000 hrs	100000 hrs
Lumen maintenance factor	1	>0.96	>0.92	>0.85

### THD and PF Test according to ANSI C82.77 @ 60Hz

CCT Setting	Voltage	Current	Wattage	Power Factor	iTHD (%)
3000K	120	0.2474	29.46	0.9923	10.78
	277	0.1091	29.02	0.9606	12.11
4000K	120	0.2393	28.48	0.9918	11.01
	277	0.105	27.89	0.9585	12.45
5000K	120	0.2476	29.49	0.9924	10.61
	277	0.1093	29.07	0.9605	12.39

### Ordering Information:

Example: WAF-4W-3C-R5-UNV-B-P-S

Series	Watts (4 Watt Changeable)	CCT(K°) (Changeable)	Distribution
<b>WAF</b>	<b>4W:</b> 12/18/24/30W	<b>3C:</b> 3000/4000/5000K	<b>R5:</b> Type V

Voltage	Finish	Control	Option
<b>UNV:</b> 120-277V	<b>D:</b> Dark bronze <b>W:</b> White <b>B:</b> Black <b>S:</b> Silver	<b>P:</b> Photocell <b>O:</b> None	<b>S:</b> Motion sensor <b>B:</b> Battery backup



## Options

<p>B: Emergency Backup EMPK04E27-4 ①</p>	<p>Output power: 4W, Input voltage 100-277VAC, EMPK04E27-4, WSD-EMPK04E27-4, Charging Time ≥24 Hours, Temperature Rating (Ambient): Li-ion 0°C to +50°C (32°F to 120°F)</p>
<p>S: Microwave motion sensor ①②③</p>	<p>120/277VAC, Detection radius/angle: Max 26ft (8m) /360°, Mounting height: Max 40ft, Temperature: -40°F- +158°F (-40°C- +70°C) IP 65</p>

### Option Notes:

- 1 Sold separately
- 2 The high-frequency output of this sensor is <0. 2mW-that is just one 5000" of the transmission power of a mobile phone or the output of a microwave oven.
- 3 RC100 Remote controller Matched microwave sensor BR1810B-7 sold separately.



**WSD-EMPK04E27-4W**  
4W Emergency Backup  
Battery LED Driver



**BRI810-B-M7**  
Microwave Motion Sensor

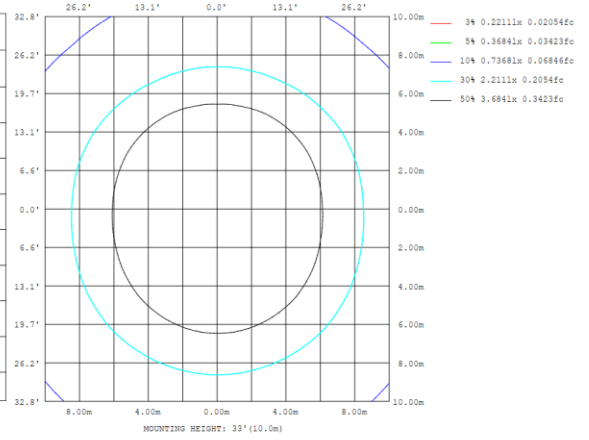

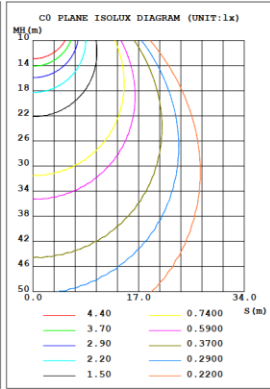
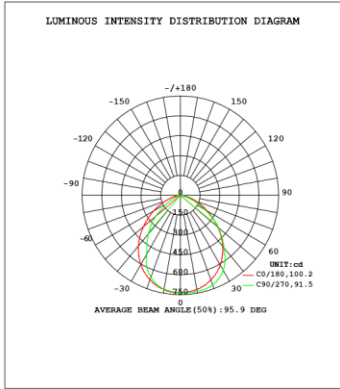


**RC100**  
Remote Controller  
(Matched microwave  
BRI810-B-M7 is used)

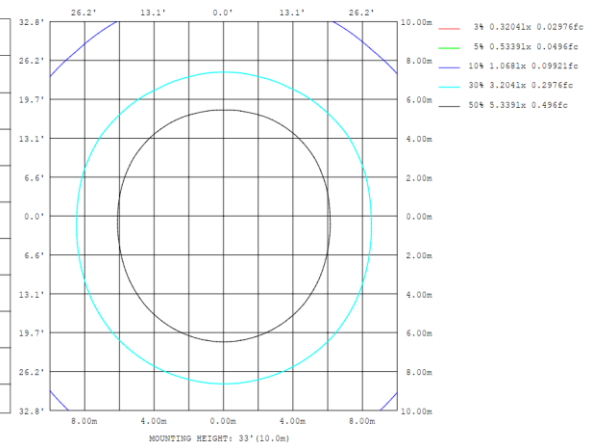

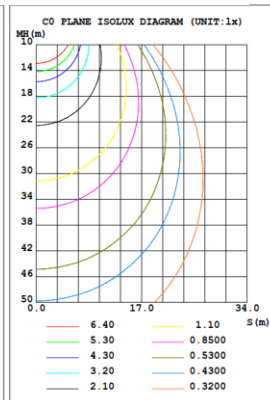
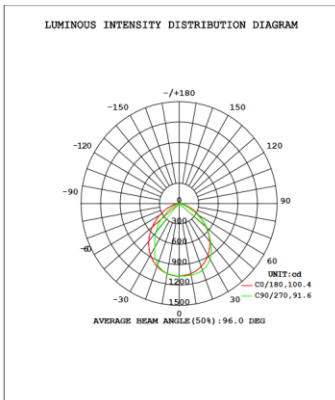


## Photometric

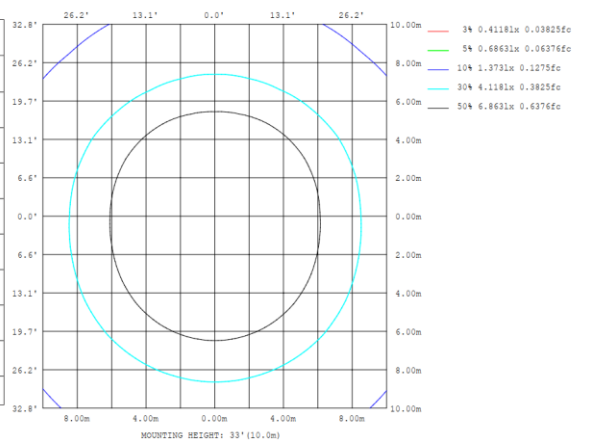
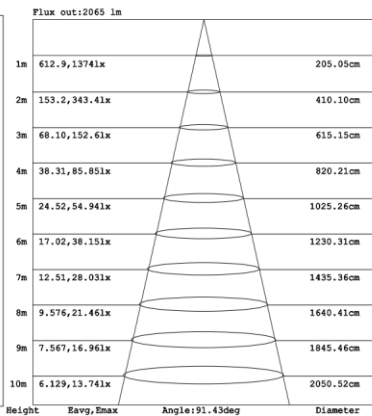
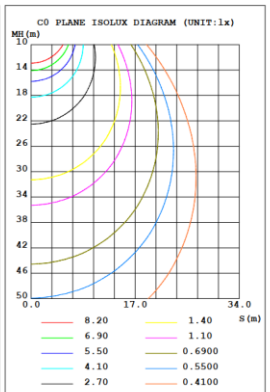
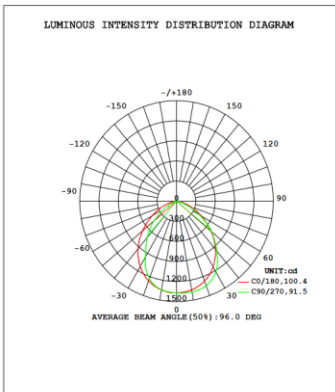
### 12W @ 4000K



### 18W @ 4000K



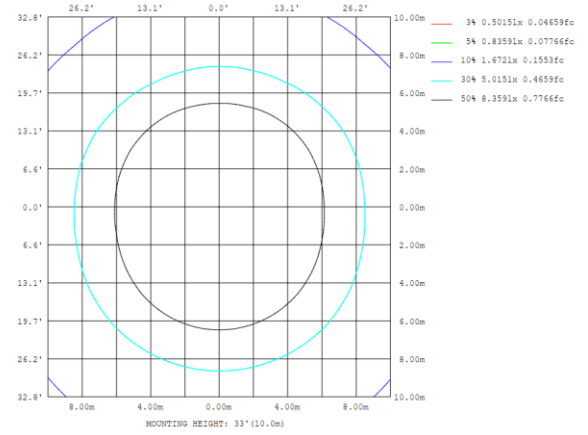

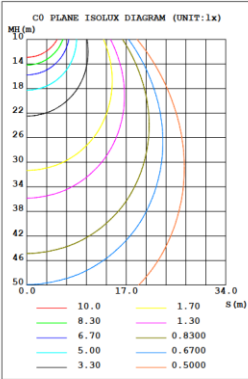
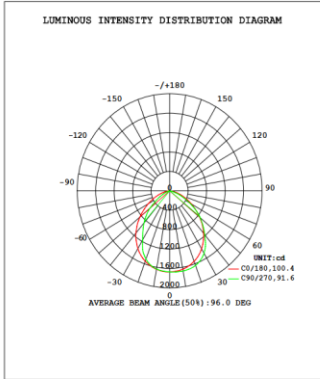
### 24W @ 4000K





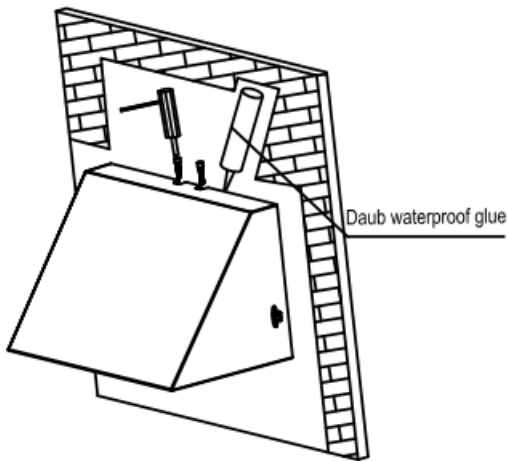
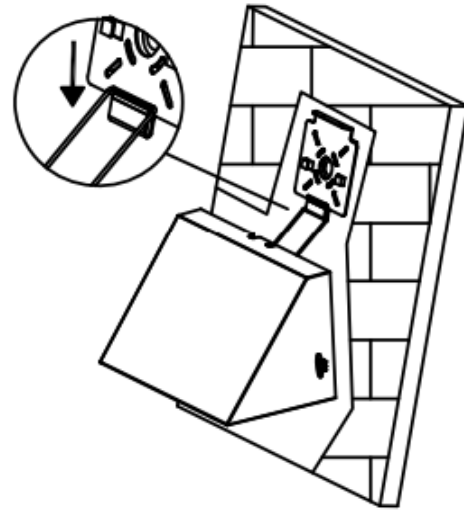
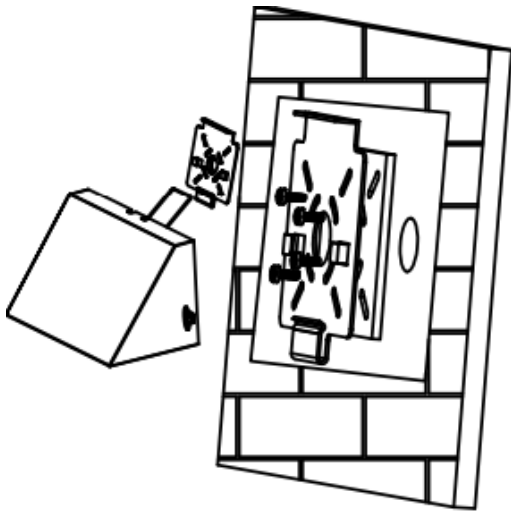
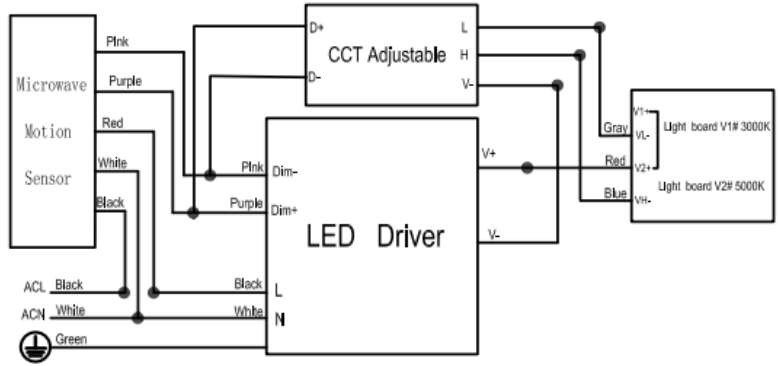
## Photometric

30W@ 5000K





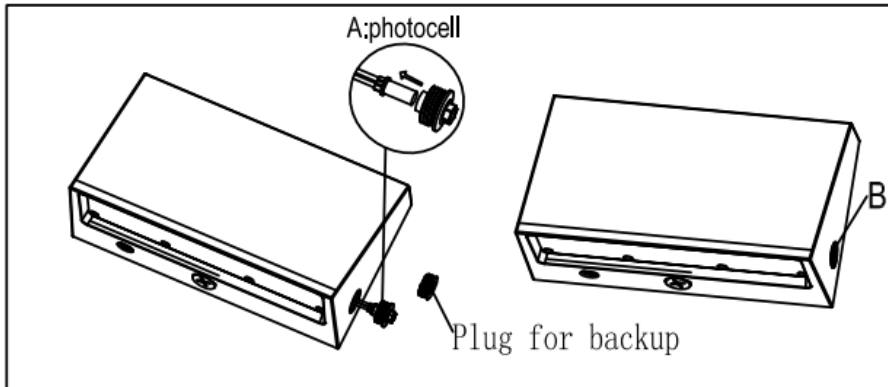
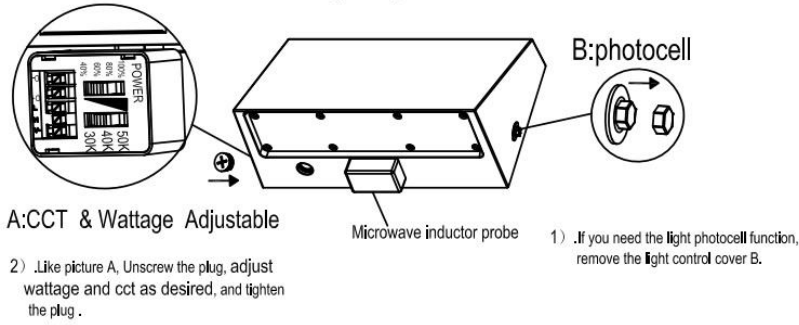
## Installation Diagram





## Installation Diagram

### CCT & Wattage Adjustable and Microwave installation instructions



## Features and Specifications:

### Application:

The WAF series is versatile and suitable for various outdoor lighting applications. It can be utilized for security lighting along building exteriors and to illuminate the perimeter, enhancing visibility and safety. Additionally, it's ideal for parking lot lighting, walkways, and paths, ensuring safe navigation for pedestrians and vehicles. Moreover, it's well-suited for loading docks and freight yards, providing adequate illumination for operations. Furthermore, it can serve as architectural accent lighting, enhancing the aesthetics of buildings. With medium lumens typically ranging from 3300 to 7100 lm, the WAF series is commonly used for illuminating these areas effectively and efficiently.

### Construction:

A standout feature of the WAF Wall Pack series is its high-performance die-cast heat sink, effectively transferring heat from the light engine to the surrounding environment. This innovative design not only draws heat away from the fixture but also, significantly extends the lifespan of the LEDs. Crafted from premium die-cast aluminum, this cooling system ensures superior quality and enhanced cooling, maintaining LED junction temperatures below 85°C for optimal performance and durability.

### Finish:

The WAF Wall Pack series boasts a diverse array of finishes including dark bronze, white, black, and silver; providing options to suit various customer tastes. Utilizing advanced powder coating technology, these finishes are meticulously applied to ensure a smooth and beautiful outcome. This attention to detail enhances the aesthetics of the fixtures, elevating the appearance of any space while meeting the discerning preferences of our customers.

### Optics:

The WAF series optical lens, constructed with high-quality polycarbonate (PC) material, is engineered to deliver a soft and uniform lighting pattern. This material is chosen for its durability, clarity, and ability to diffuse light effectively, ensuring optimal performance and longevity of the lens. The light engine integrated into the WAF series offers versatile lighting options with configurations available in 3000K, 4000K, and 5000K. This flexibility allows users to tailor the lighting to suit different environments, preferences, and tasks. One of the standout features of the WAF series is its excellent optics design. This design has been meticulously crafted to enhance light utilization and distribution, resulting in improved efficiency and evenness across the illuminated area. By maximizing the utilization of light output, the WAF series ensures that every corner of the space receives sufficient illumination without any glaring hotspots or shadows.

### Electricals:

The WAF series features LED technology with high luminous efficiency of 140lm/W at 4000K and a long working life of over 50,000 hours. Its high-efficiency LED driver supports wide input voltage (AC120-277V) with 90% efficacy and 0.90 power factor. Additionally, it offers continuous 1-10V dimming for adjustable brightness. This combination ensures reliable, energy-efficient lighting for diverse indoor applications.

### Installation:

To install the WAF series wall pack, start by unpacking and locating the mounting plate with the hook for hanging the luminaire during wire connections. Once found, hang the fixture from the mounting plate hook and connect the AC line, then tighten the mounting plate screws securely. For optimal installation and to prevent water or moisture from penetrating the fixture or electrical box, apply waterproof glue seal where the light encounters the wall. If there's a photocell on the side of the fixture, it can be pulled out or unscrewed. If removed, use the spare cap plug to cover the hole. For wiring guidance, refer to the wiring diagram provided in the datasheet accompanying the fixture. To adjust the wattage and CCT (correlated color temperature), consult the diagram in the datasheet for proper guidance.

### Certificates:

The WAF series proudly carries a UL certificate, providing assurance that the product meets both local and federal environmental and safety regulations. The UL Mark signifies that the manufacturer adheres to rigorous standards for quality and safety, offering peace of mind to consumers. Additionally, the WAF series is ROHS compliant, holding a certificate that ensures compliance with regulations restricting the use of specific hazardous materials in electrical and electronic products (EEE). The WAF series is designed as a wet location-rated product, making it an ideal outdoor lighting solution. Its robust construction ensures durability and reliability in various weather conditions. Moreover, the WAF series holds DLC Premium approval, signifying its ability to offer enhanced energy savings while delivering superior light quality and controllability performance that surpass DLC Standard requirements. This certification highlights the product's efficiency, reliability, and adherence to stringent industry standards, making it an excellent choice for outdoor lighting applications where energy efficiency and performance are paramount. IFAM7 Ref. no. E354939-20220121, CSA C22.2 no. 205021.

### Warranty:

Your purchase of the WAF series includes a 5-year limited warranty and 1 year replacement warranty by distributor. This warranty covers any defects in materials or workmanship under normal use during the warranty period. However, it's important to note that the warranty does not cover failures caused by unprofessional installation or if the product has been installed in an environment other than that recommended by the manufacturer. The warranty period begins from the date of the issued invoice. This ensures that customers have coverage for a substantial period, providing peace of mind regarding the product's quality and reliability.